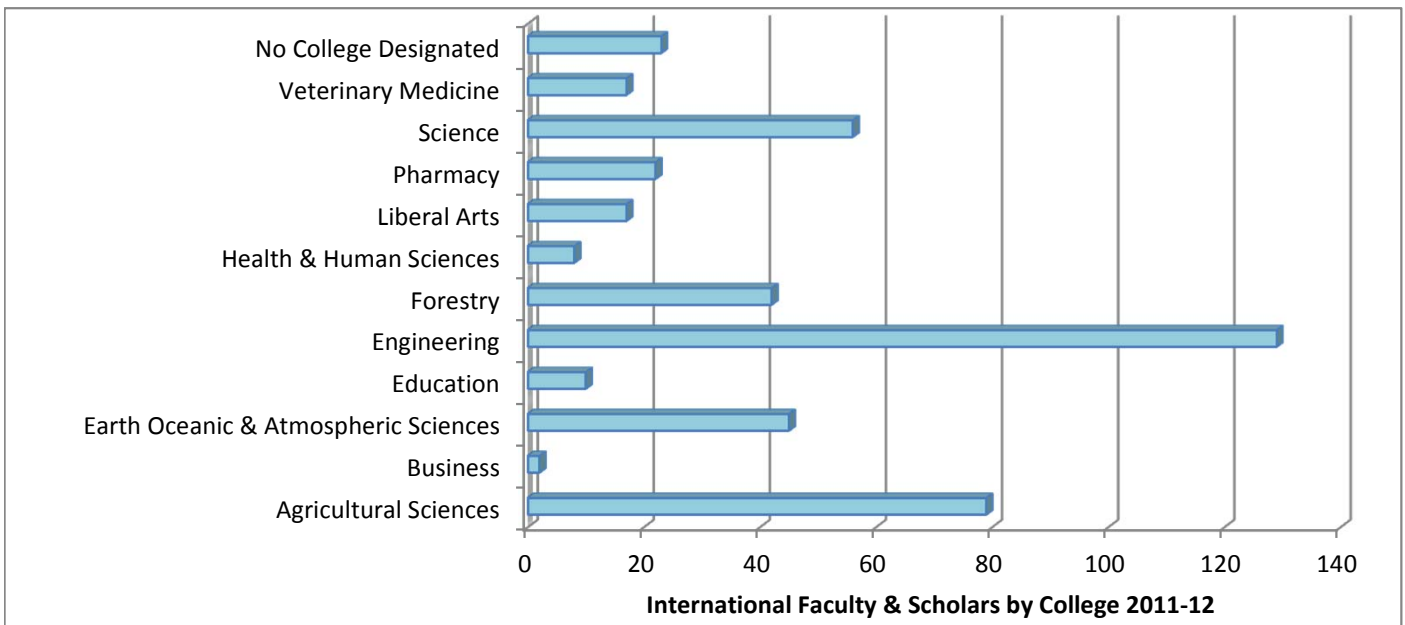
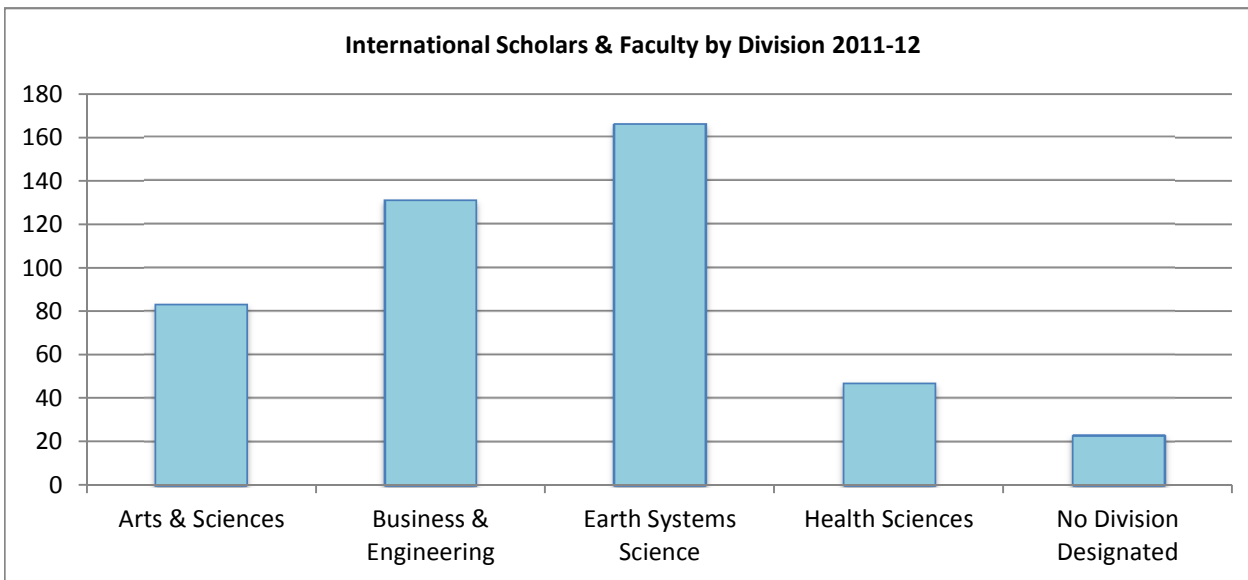


OSU College	
Agricultural Sciences	79
Business	2
Earth Oceanic & Atmospheric Sciences	45
Education	10
Engineering	129
Forestry	42
Health & Human Sciences	8
Liberal Arts	17
Pharmacy	22
Science	56
Veterinary Medicine	17
No College Designated	23
	450

OSU Division	
Arts & Sciences	83
Business & Engineering	131
Earth Systems Science	166
Health Sciences	47
No Division Designated	23
	450



**International Scholars & Faculty at OSU 2011-12**

Division	College	Sponsoring Department	2011-2012	2010-2011	2009-2010	2008-2009	2007-2008
<b>Arts &amp; Sciences</b>	<b>Education</b>	4-H Youth Development	1	1	0	0	4
		Adult Education	1	0	0	0	0
		Science and Math Education	6	6	5	6	3
		Teacher & Counselor Education	2	1	4	1	2
		<b>Education Total</b>	<b>10</b>	<b>8</b>	<b>9</b>	<b>7</b>	<b>9</b>
	<b>Liberal Arts</b>	Anthropology	1	2	2	0	0
		Art	1	0	0	1	0
		Economics	1	1	3	6	7
		English	0	1	1	0	0
		Ethnic Studies	1	1	1	1	0
		Foreign Languages & Literatures	6	4	4	3	3
		History	1	1	0	0	0
		Music	0	0	0	1	2
		Philosophy	1	0	0	0	0
		Political Science	3	1	1	1	1
		Psychology	1	0	0	0	0
	<b>Science</b>	Speech Communication	1	3	1	0	0
		Women Studies	0	0	0	1	1
		<b>Liberal Studies Total</b>	<b>17</b>	<b>14</b>	<b>13</b>	<b>14</b>	<b>14</b>
		Animal Sciences	1	2	2	2	1
		Biochemistry & Biophysics	2	4	3	2	3
		Botany & Plant Pathology*	12	16	16	15	18
		Chemistry*	17	16	13	14	9
		Mathematics	1	0	0	2	4
		Microbiology*	7	5	6	5	8
		Physics	6	1	0	5	3
		Statistics*	4	3	2	2	1
Zoology	6	6	7	12	13		
<b>Science Total</b>	<b>56</b>	<b>53</b>	<b>49</b>	<b>59</b>	<b>60</b>		
<b>Arts &amp; Sciences Total</b>			<b>83</b>	<b>75</b>	<b>71</b>	<b>80</b>	<b>83</b>
<b>Business &amp; Engineering</b>	<b>Business</b>	Business	2	1	3	7	7
		<b>Business Total</b>	<b>2</b>	<b>1</b>	<b>3</b>	<b>7</b>	<b>7</b>

**International Scholars & Faculty at OSU 2011-12**

Division	College	Sponsoring Department	2011-2012	2010-2011	2009-2010	2008-2009	2007-2008
<b>Business &amp; Engineering Cont.</b>	<b>Engineering</b>	Biological & Ecological Engineering	19	16	12	7	5
		Chemical, Biological & Environmental Engineering	17	10	9	9	15
		Civil & Construction Engineering	13	13	10	12	12
		Electrical Engineering & Computer Science	42	36	32	18	17
		Mechanical, Industrial, & Manufacturing Engineering	30	31	23	19	25
		Nuclear Engineering & Radiation Health	7	4	2	2	0
		Radiation Center	1	2	4	6	4
		<b>Engineering Total</b>	<b>129</b>	<b>112</b>	<b>92</b>	<b>73</b>	<b>78</b>
<b>Business &amp; Engineering Total</b>			<b>131</b>	<b>113</b>	<b>95</b>	<b>80</b>	<b>85</b>
<b>Earth Systems Science</b>	<b>Agricultural Sciences</b>	Agricultural and Resource Economics	6	5	2	3	3
		Agricultural Sciences	0	0	1	4	0
		COARC	2	0	0	1	1
		Columbian Basin ARC	1	2	2	2	2
		COMES	0	1	4	7	5
		Crop & Soil Science	6	9	13	17	16
		Environmental & Molecular Toxicology	11	14	8	6	3
		EOARC	7	6	4	2	0
		Fisheries & Wildlife	6	7	3	8	7
		Food Innovation Center	2	1	0	0	1
		Food Science & Technology	14	10	8	11	9
		HAREC	1	1	0	1	2
		Horticulture	14	13	13	18	14
		Integrated Plant Protection	0	0	0	0	2
		Marine Mammal Institute	2	2	3	1	0
		Mid-Columbia AREC	1	0	0	1	1
		North Willamette REC	1	1	0	0	0
		Rangeland Ecology & Management	1	0	2	4	2
		Seafood Lab	2	2	1	1	0
		SOREC	2	0	0	0	0
	Wasco County Extension	0	1	1	0	0	
		<b>Agricultural Sciences Total</b>	<b>79</b>	<b>75</b>	<b>65</b>	<b>87</b>	<b>68</b>
		<b>Earth, Ocean and Atmospheric Sciences</b>	Geosciences	17	8	11	15
	Oceanic & Atmospheric Sciences		28	32	33	34	30
	<b>CEOAS Total</b>		<b>45</b>	<b>32</b>	<b>33</b>	<b>34</b>	<b>30</b>

**International Scholars & Faculty at OSU 2011-12**

Division	College	Sponsoring Department	2011-2012	2010-2011	2009-2010	2008-2009	2007-2008
<b>Earth Systems Science Cont.</b>	<b>Forestry</b>	Forest Ecosystems & Society	17	18	30	34	13
		Forest Engineering Resources & Management	10	11	7	10	9
		Forest Science	0	0	0	5	16
		Wood Science & Engineering	15	19	41	31	25
		<b>Forestry Total</b>	<b>42</b>	<b>48</b>	<b>78</b>	<b>80</b>	<b>63</b>
<b>Earth Systems Science Total</b>			<b>166</b>	<b>155</b>	<b>176</b>	<b>201</b>	<b>161</b>
<b>Health Sciences</b>	<b>Health and Human Sciences</b>	Design & Human Environment	2	0	0	1	3
		Human Development & Family Science	2	1	2	3	1
		Nutrition & Exercise Science	3	4	3	2	6
		Public Health	1	0	0	0	0
	<b>Health and Human Sciences Total</b>		<b>8</b>	<b>5</b>	<b>5</b>	<b>6</b>	<b>10</b>
	<b>Pharmacy</b>	College of Pharmacy	3	2	7	8	1
		Pharmaceutical Science	17	17	9	6	2
		Pharmacy Practice	2	2	3	6	9
	<b>Pharmacy Total</b>		<b>22</b>	<b>21</b>	<b>19</b>	<b>20</b>	<b>12</b>
	<b>Veterinary Medicine</b>	Vet Med - Biological	15	12	6	7	8
Vet Med - Clinical		2	7	8	5	6	
<b>Veterinary Medicine Total</b>		<b>17</b>	<b>19</b>	<b>14</b>	<b>12</b>	<b>14</b>	
<b>Health Sciences Total</b>			<b>47</b>	<b>45</b>	<b>38</b>	<b>38</b>	<b>36</b>
<b>No Division or College Designated</b>	<b>Institutes &amp; Administrative Offices</b>	Athletics	3	5	4	2	2
		CAPS	2	1	1	1	1
		CIMRS	3	5	8	6	2
		Center for Humanities	0	0	0	1	0
		Center for Teaching & Learning	0	0	0	1	0
		Disability Access Services	0	1	0	1	1
		English Language Institute	0	0	0	1	21
		Extension Services	2	2	0	0	0
		Hatfield Marine Science Center	0	0	0	1	1
		Information Services	0	0	0	1	0
		INTO OSU	4	3	0	0	0
		Institute for Natural Resources	0	0	1	1	1
		Library	1	0	0	0	0
		Linus Pauling Institute	6	7	6	7	8
		Oregon National Heritage Program	0	0	0	0	1
		Sea Grant Extension	0	0	0	1	1

**International Scholars & Faculty at OSU 2011-12**

<b>Division</b>	<b>College</b>	<b>Sponsoring Department</b>	<b>2011-2012</b>	<b>2010-2011</b>	<b>2009-2010</b>	<b>2008-2009</b>	<b>2007-2008</b>
<b>No Division or College Cont.</b>	<b>Institutes &amp; Admin Offices</b>	SMILE Program	0	1	1	0	0
		Summer Session	1	0	1	1	0
		University Housing & Dining	0	1	1	1	0
		Writing Center	1	0	0	0	0
		<b>Institutes &amp; Admin Offices Total</b>	<b>23</b>	<b>26</b>	<b>23</b>	<b>26</b>	<b>39</b>
<b>Total Number of International Faculty &amp; Scholars</b>			<b>450</b>	<b>422</b>	<b>414</b>	<b>440</b>	<b>412</b>

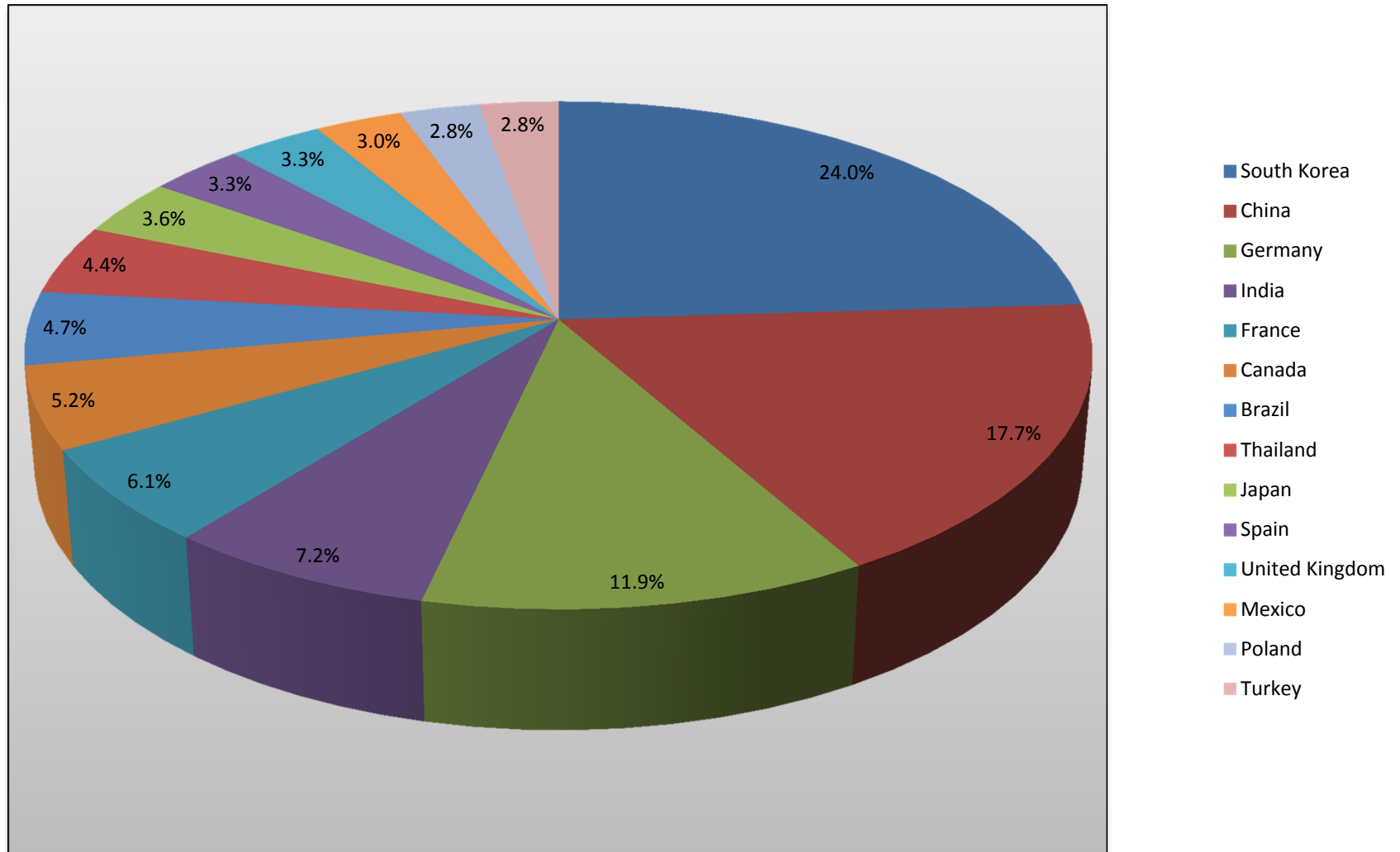
\* indicates a joint unit directly tied to the College of Agricultural Sciences (COA)

\*\* scholars & faculty associated with joint units between COA & COS are listed under COS in keeping with the University Catalog

Resident Country - Alpha	
Argentina	2
Australia	6
Austria	2
Belgium	1
Brazil	17
Bulgaria	1
Canada	19
Chile	4
China	64
Colombia	5
Czech Republic	1
Denmark	1
Ecuador	2
Egypt	1
Estonia	1
Ethiopia	1
Finland	1
France	22
Germany	43
Greece	1
Haiti	1
Honduras	1
Hong Kong	1
Hungary	1
Iceland	1
India	26
Indonesia	1
Iran	5
Iraq	1
Israel	2
Italy	4
Japan	13
Jordan	1
Lebanon	2
Mexico	11
Nepal	1
Netherlands	3
New Zealand	5
Nigeria	2
Norway	2
Peru	1
Poland	10
Portugal	2
Russia	5
Senegal	1
South Korea	87
Spain	12
Sri Lanka	2
Sudan	1
Sweden	3
Switzerland	5
Taiwan - Republic of China	2
Thailand	16
Turkey	10
Ukraine	1
United Kingdom	12
Uzbekistan	1
	450

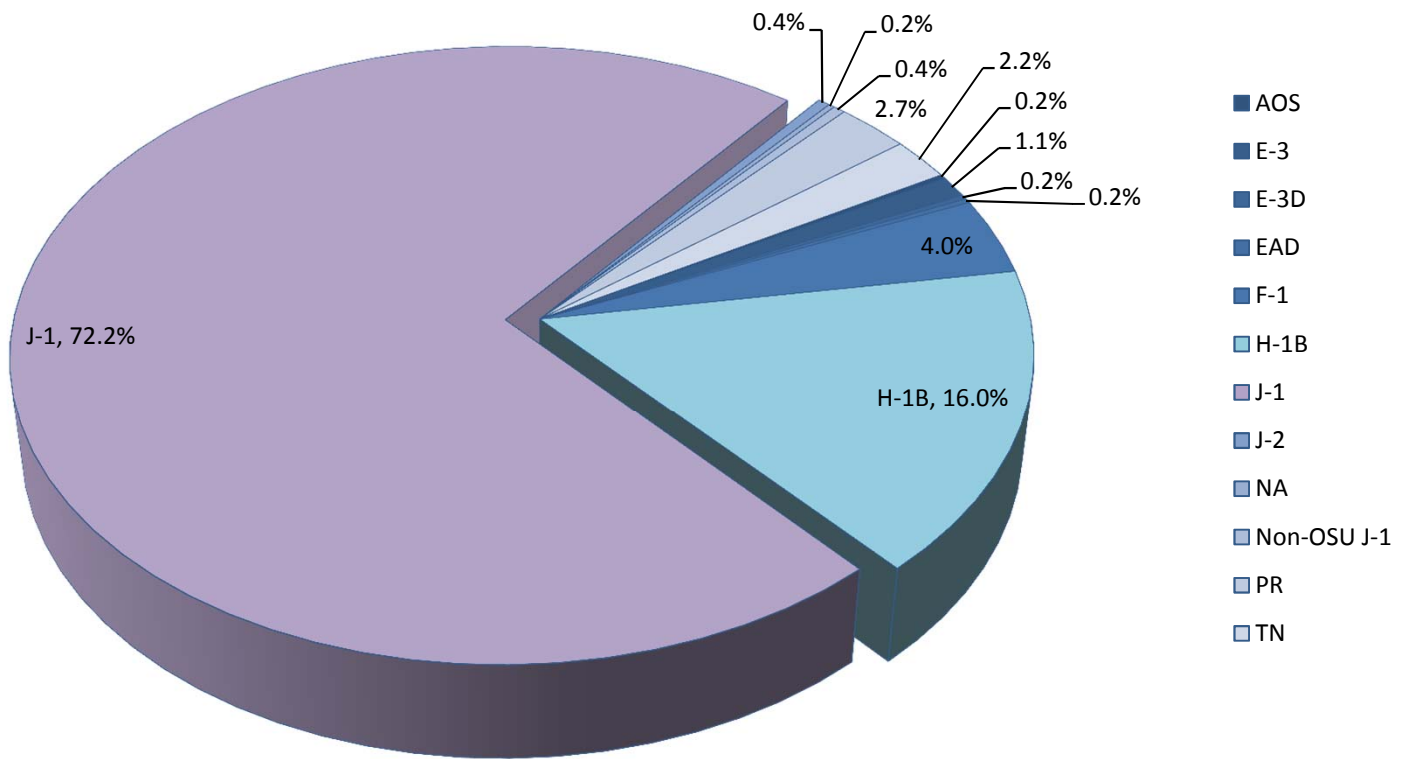
Resident Country - by # of Scholars	
South Korea	87
China	64
Germany	43
India	26
France	22
Canada	19
Brazil	17
Thailand	16
Japan	13
Spain	12
United Kingdom	12
Mexico	11
Poland	10
Turkey	10
Australia	6
Colombia	5
Iran	5
New Zealand	5
Russia	5
Switzerland	5
Chile	4
Italy	4
Netherlands	3
Sweden	3
Argentina	2
Austria	2
Ecuador	2
Israel	2
Lebanon	2
Nigeria	2
Norway	2
Portugal	2
Sri Lanka	2
Taiwan - Republic of China	2
Belgium	1
Bulgaria	1
Czech Republic	1
Denmark	1
Egypt	1
Estonia	1
Ethiopia	1
Finland	1
Greece	1
Haiti	1
Honduras	1
Hong Kong	1
Hungary	1
Iceland	1
Indonesia	1
Iraq	1
Jordan	1
Nepal	1
Peru	1
Senegal	1
Sudan	1
Ukraine	1
Uzbekistan	1
	450

## International Scholars & Faculty by Country of Origin 2011-12



Visa Type	
AOS	1
E-3	5
E-3D	1
EAD	1
F-1	18
H-1B	72
J-1	325
J-2	2
NA	1
Non-OSU J-1	2
PR	12
TN	10
	450

**International Scholars & Faculty by Visa Type 2011-12**





Gender	
Female	162
Male	288
	450



<b>J-1 Student Interns at OSU 2011-12</b>	
<b>Arts &amp; Sciences</b>	<b>7</b>
<b>Education</b>	<b>1</b>
4-H Youth Devel Ed	1
<b>Science</b>	<b>6</b>
Biochem & Biophys	1
Botany & Plant Path	2
Chemistry	1
Physics	1
Zoology	1
<b>Business &amp; Engineering</b>	<b>59</b>
<b>Business</b>	<b>1</b>
Business	1
<b>Engineering</b>	<b>58</b>
Biol & Ecol Eng	10
Chem, Biol & Env Eng	1
EECS	26
Mech, Ind, & Manuf Eng	20
Nuclear Eng & Rad Health	1
<b>Earth Systems Science</b>	<b>41</b>
<b>Agricultural Sciences</b>	<b>27</b>
Ag and Resource Econ	2
Crop & Soil Science	2
EOARC	4
Fisheries & Wildlife	2
Food Innovation Ctr	1
Food Science & Tech	6
Horticulture	5
Marine Mammal Inst	1
Mid-Columbia AREC	1
Rangeland Ecol & Mgt	1
Seafood Lab	2
<b>Earth Oceanic and Atmospheric Sciences</b>	<b>5</b>
Geosciences	1
OAS	4
<b>Forestry</b>	<b>9</b>
Forest ERM	3
Forest ES	3
Wood Science & Eng	3
<b>Health Sciences</b>	<b>12</b>
<b>Health and Human Sciences</b>	<b>1</b>
Design & Human Envir	1
<b>Pharmacy</b>	<b>4</b>
Pharmaceutical Science	3
Pharmacy Practice	1
<b>Veterinary Medicine</b>	<b>7</b>
Vet Med - Bio	7
<b>Other</b>	<b>2</b>
No College Designated	2
Athletics	1
Linus Pauling Institute	1
<b>121</b>	