Get Ready for OSU

Oregon State
UNIVERSITY

Checklist

Please make sure you have completed everything on this checklist before you leave home.

- [ ] **Passport and Visa**
  Confirm your passport will not expire within six months after the date you enter the US. Pay the SEVIS I-901 Fee, then schedule your appointment at a US Embassy or Consulate and submit your visa application.
- [ ] **Immunization and Health Forms**
  Submit your required immunization and health forms via the OSU Patient Portal: studenthealth.oregonstate.edu/new-students/new-international-students
- [ ] **Open Your OSU Email Account**
  Go to onid.oregonstate.edu and follow the instructions to sign up for your ONID (OSU Network ID) email. Write down your password and bring it with you.
- [ ] **What to Bring on the Plane**
  - [ ] Passport, visa, SEVIS I-901 fee payment receipt, I-20
  - [ ] Oregon State University admission letter
  - [ ] Documentation of finances
  - [ ] Health forms, test scores, transcripts, ONID password and all other important paperwork
  - [ ] A warm jacket or sweater for arrival at Portland airport

"On behalf of the Division of International Programs, welcome to Oregon State University! We are excited for you to join us on campus and in our community. Our staff are always available to assist as you work toward success at OSU. We look forward to meeting you."

Mark Hoffman
Vice Provost for International Programs
Oregon State University

- [ ] **Arriving in Oregon**
  For shuttle service from Portland International Airport, make an advance reservation with HUT Airport Shuttle if needed at: hutshuttle.com

- [ ] **Plan Your Housing**
  If you would like to live on campus, or if you fall under OSU's requirement to live on campus, complete your housing application at: oregonstate.edu/uhds/apply

- [ ] **Passport Photo**
  If you will be living on campus, submit a passport photo so that we can have your student ID card ready for you at check-in: mycard.oregonstate.edu

- [ ] **Admissions Documents**
  Undergraduate and MBA Students
  - [ ] Official Documents: sealed official high school or university transcripts and final certificate/ diploma/ degree certificate. English translations must also be submitted.
  - [ ] Official TOEFL score submitted online via ETS directly to OSU (OSU College code 4586)
  - [ ] Official results from other accepted English language tests

Please make sure you have completed everything on this checklist before you leave home.

☐ **Admissions Documents (continued)**

Undergraduate Students Only

☐ Register for START (academic advising and registration program) (FALL ONLY)

- If you are currently in the US, or will be in the US during the summer, register online for a START session in June, July or August.
- If you are currently outside the US and will be entering the US for the first time on an F-1 visa, additional information will be sent to you regarding an online START session and registration.

Graduate Students

☐ Check the Graduate School website for Graduate School Orientation information

☐ Register for Graduate Orientation hosted by the Graduate School

☐ Request to have your official documents and test scores sent to the Graduate School if needed

Oregon State University is an authentic community whose accomplishments, inclusive excellence, innovation and leadership promote a healthy planet, wellness and economic progress.

What's Inside?

Before You Leave Home, pages 7–11

- What to Pack
- Getting a Student Visa
- Arriving in the US
- Housing and Dining

When You Arrive, pages 12–21

- Money and Banking
- Safety on Campus
- Medical Information
- Bringing Your Family
- Orientation and Registration
- Getting Settled in Corvallis

Contact Us, pages 22–27

- Student Services
- Employment
- More Information
- Campus Map

What to Pack

Clothing and Weather

Students at OSU enjoy four distinct seasons in Oregon and dress very casually. Summer and fall are generally sunny and warm; students can be seen wearing shorts, jeans and T-shirts. The spring and winter seasons bring lots of rain. Occasionally, it will snow in the winter. You will need a good coat and shoes for the rain and other warm clothes like sweaters, scarves and gloves.

▲ Label your baggage clearly with your US mailing address.

Tips

1. US electrical outlets are 110 volts AC and use a NEMA electrical socket. You may need an adapter to use electronics from home.
2. Purchase appliances after you arrive. Rice cookers and electric teapots are not allowed in your room on campus, but are provided in the residence hall kitchens.
3. Share your culture! Bring recipes for your favorite food from home, cooking tools, national dress or other items of cultural interest.
4. Bring decorations for your room that will remind you of home and make you feel comfortable in a new place.

Getting a Student Visa

How to Get Your Visa

1. Confirm your passport is valid. Your passport must be valid for at least six months into the future at all times while you are studying in the US.
2. Carefully read the instructions on the Certificate of Eligibility (I-20 for F-1 students or DS-2019 for J-1 students) issued to you for your studies at OSU.
3. Pay the SEVIS Fee at fmjfee.com/i901fee/ and complete the SEVIS Form I-901. Your SEVIS ID number is above the barcode on the top left-hand side of your I-20 or on the top right-hand side of your DS-2019 form. The OSU school code is **P00214F00002000**. Pay the fee at least three days before applying for your visa. Print your receipt.
4. Schedule a visa interview at your nearest US Consulate or Embassy: travel.state.gov/content/visas/en/study-exchange.html
5. Go to your visa interview. Bring your SEVIS fee payment receipt and your financial documents certifying the amounts and sources of financial support with you to the interview.

Questions? Contact an International Student Advisor: **OIS.advisor@oregonstate.edu** or call **+1 541-737-6310**

Visa Delays

If you are unable to obtain a visa before the start of the term for which you have been admitted, please contact OSU's Office of International Admissions at intladmit@oregonstate.edu or the Graduate School at graduate.admissions@oregonstate.edu and request to defer your admission to a future term.

Transfer Students

F-1 and J-1 visa holders coming to OSU from another US college, university or language school (other than INTO OSU) must complete an immigration transfer to OSU within the first two weeks of class. Failure to complete the SEVIS transfer process may result in a violation of your F-1 or J-1 status. For more information, visit: international.oregonstate.edu/sites/default/files/atosu/transfer-in-packet.pdf

Bringing Dependents

Your spouse or child(ren) may be able to accompany you on an F-2 dependent visa. Effective May 29, 2015, an F-2 spouse or F-2 child may enroll in less than a full course of study in any course of study or program at a SEVP-certified college or university. F-2 visa holders are not allowed to work in the United States. For more information, visit: international.oregonstate.edu/files/OIS/documents/bringing_dependents.pdf

Arriving in the US

Booking Your Flight

As an F-1 or J-1 student, you are allowed to enter the US no earlier than 30 days before the program start date listed on your I-20 or DS-2019. We recommend flying into Portland International Airport (PDX). Arrive in Corvallis at least one day before the program start date written on your I-20 or in your brochure.

Customs and Immigration Tips

- Be sure to have the following documents with you on the plane and ready to present at the US Port of Entry:
  - Original I-20 or DS-2019
  - Valid passport
  - F-1 or J-1 visa
  - SEVIS I-901 fee payment receipt
  - Documentation of finances for your first year of studies
- An immigration officer may ask you some questions. Be prepared to answer:
  - Why are you coming to the US?
  - Where are you studying?
  - Where will you live during your studies?
  - How are you going to fund your studies?
- Most students who arrive in the United States will receive an I-94 stamp that indicates legal entry into the country. An online printable record will be available following your entrance into the country. In rare cases, you may receive a paper Form I-94 that an immigration official will staple into your passport. DO NOT LOSE THIS FORM. We will make copies of the Form I-94 and/or passport stamps at the Immigration Document Check-in during orientation.
- You will be given a customs form to complete on the plane. Keep this form to present to immigration and at customs.

Airport Transportation

Portland International Airport (PDX) is located about 145 km from Corvallis. HUT Airport Shuttle makes daily trips from Portland to Corvallis, with drop-offs at the OSU Memorial Union and Hilton Garden Inn hotel near campus. The one-way student fare is $45 (fees may change). Advance reservations are required. Contact HUT Airport Shuttle by phone at +1 541-926-2525 or make a reservation online at hutshuttle.com

For Help at the Airport

If you need help of any kind while you are at the airport, please go to the Information Booth across from baggage claim #9.

Housing and Dining

Living on Campus

Living on campus offers a variety of benefits, including better academic performance and more opportunities to speak English and share your culture with US students. First-year students who enroll at OSU within one year of high school graduation, regardless of class standing, must live on campus for the full academic year (fall, winter and spring terms). First-year students do not have the option to live off campus until their second year at OSU.

Your move-in date will be emailed to you with confirmation of your housing reservation. The move-in date is usually 1-2 days before your program start date. If you arrive before your assigned move-in date, you will need to make arrangements to stay in a hotel at your expense.

Dining on Campus

Meal plans are automatically included for all students with on-campus housing. The cash value of your meal plan will be added onto your OSU ID card. You will then use your OSU ID card as a debit card to pay for meals. OSU has three main dining centers, as well as many convenience stores, coffee shops and other cafés on campus.

More Information

Single gender floors and wings are available on campus, as well as prayer and spiritual spaces. Halal food options are also available in all dining centers. For more information about living on campus, visit: uhds.oregonstate.edu/housing/international-student-information

▲ Sample bedroom



▲ Common areas in the International Living-Learning Center

OSU Homestay Program
University Housing and Dining Services offers homestays for new international students, for one or more terms, with hosts in the community. For more information, visit: uhds.oregonstate.edu/housing/homestay or contact the OSU Homestay Program Coordinator at homestay@oregonstate.edu.

Short-term Housing
If you will need a temporary place to stay once you arrive in Corvallis, it is best to make reservations for short term housing before you arrive. Your options include:

Three-day homestay: If you are interested in staying with a Corvallis family for your first three nights, complete a homestay application and submit it to Crossroads International at crossroads.homestay@gmail.com. Applications and deadlines can be found online at oregonstate.edu/international/crossroads/programs.

Hotel reservation: Corvallis has several hotels near the OSU campus. Contact the hotel by phone or on the internet and make a reservation using a credit card. For more information, visit: oregonstate.edu/international/atosu/resources/housing

Off-campus Housing
If you want to rent an apartment or house off-campus, you should arrive 1-2 weeks before your program start date and bring enough money to cover the cost of setting up your new home, at least $2,500. For more information, visit: international.oregonstate.edu/ois/arriving-and-settling/housing-resources

▲ Students enjoy lunch at the dining center.

Money and Banking

Money

The amount of money you will need varies with your living situation and lifestyle. Students living off campus will need access to more money to pay monthly bills. You will need at least $500 or more for textbooks, cell phone and other living expenses when you first arrive.

Corvallis Living Costs

1. Restaurant and take-out meals: $10-$25. Cup of coffee: $2-$4.
2. Cell phone plan: $60-$80 per month. A deposit may be required: $50-$300.
3. The bus is free, and it's easy to bike around Corvallis. A used bike costs about $50, and a good bike lock costs $50. Driving is much more expensive, as you must buy a car, car insurance, gas and a parking permit. Most students bike or walk to and around campus.
4. Don't forget to tip! To reward good customer service, Americans tip between 15-20% in addition to the total bill price. This is optional, but common for restaurant wait staff, taxi drivers, nail and hair salons, etc.

If you want to exchange money, there is an office at the airport where you can do so. Only exchange a small amount initially, around $100, until you can learn the exchange rates.

Banking Tips

1. Look for a bank with a good exchange rate and low transfer fees. You will get more information about banks after you arrive.
2. There are ATMs on campus for all the major banks in Corvallis. The ATMs are open 24 hours, but you can usually only take out a maximum of $200 per day.

Safety on Campus

Corvallis Safety Information

Corvallis and Oregon State University are very safe and welcoming places. However, it is important to be careful and smart. Take steps to help ensure the safety of your property and yourself. Follow these steps to stay extra safe:

Safety Tips

1. Lock up your bicycle whenever you leave it unattended. Bike theft is the most common crime in Corvallis.
2. Do not leave the door to your house, apartment or dorm room unlocked, ever.
3. Always lock your car. Do not leave valuable items in your car.
4. At night, use well-lit and well-traveled routes. Avoid dark, vacant areas. Travel with a friend or in a group.
5. Carry identification on you, like your OSU ID card. Keep your wallet and valuables safe.
6. Don't leave your purse, backpack, laptop, textbook or other valuables unattended.
7. Save important numbers in your phone, such as your doctor and emergency phone numbers.

Oregon State Police and Public Safety are on campus to help keep students safe 24 hours a day.

▲ Blue Light Emergency Phone

Medical Information

Health Insurance

Oregon State University requires international students and their dependents to be covered by health insurance which meets requirements of the US Government, the State of Oregon and Oregon State University. The OSU International Student Health Plan is automatically added to the invoice of students enrolled in OSU programs. The cost of the Health Plan will be charged to your OSU student account each term upon registration.

Health Information Forms

Students must complete the International Student Health Information form and the Immunization Documentation form. These forms are available on the Patient Portal of the OSU Student Health Services website: studenthealth.oregonstate.edu/patient-portal

Students should complete and submit these forms at least two weeks before their program start date to avoid possible delays in class registration and late fees.



International Student Health Information Form

OSU Oregon State University

Student Health Services
Oregon State University 201 Plageman Building, Corvallis, Oregon 97331-8567
Tel 541-737-4200 | Medical Fax 541-737-9665 |
http://studenthealth.oregonstate.edu/

Complete and return to Student Health Services by MAIL or FAX
Attention: Immunization Coordinator Tel 541-737-7573 | Fax 541-737-9665

Which term are you beginning school? | STUDENT ID#

Name Last First Middle | Country of Citizenship ☐ USA ☐ other country, specify: ☐ US Resident Alien Card#

By what name do you wish to be addressed? | Date of Birth: Race: ☐ male ☐ female

Permanent address | Whom should we contact in an emergency? Name Relationship

City State Zip | Address

Primary phone number | City State Zip

Secondary phone number | Area code Phone (home)

Email address | Area code Phone (work)

MEDICAL HISTORY: Do you have a present or past history of: (check all that apply)

1-HEAD/NEUROLOGICAL
☐ Cerebral palsy
☐ Head injury/concussion
☐ Migraine headaches
☐ Multiple sclerosis
☐ Recurrent headaches
☐ Seizures
☐ Other

2-EYES
☐ Blindness
☐ Eye trauma
☐ Other

3-EAR, NOSE & THROAT
☐ Hearing loss
☐ Recurrent ear infections
☐ Recurrent nose bleeds
☐ Recurrent sinus infections
☐ Recurrent strep throat
☐ Recurrent tonsillitis
☐ Seasonal allergies
☐ TMJ problems
☐ Other

4-LUNGS
☐ Asthma
☐ Exercise induced asthma
☐ Narcolepsy
☐ Pneumonia
☐ Recurrent bronchitis
☐ Sleep apnea
☐ Other

5-INFECTIONS
☐ Chicken pox
☐ Chlamydia
☐ Cold sores
☐ Genital herpes (HSV)
☐ Genital warts (HPV)
☐ Gonorrhea
☐ Hepatitis A
☐ Herpes zoster/shingles
☐ History of tuberculosis
☐ Lyme disease
☐ Malaria
☐ Meningitis
☐ Mononucleosis
☐ Positive TB skin test
☐ Hepatitis B
☐ Hepatitis C
☐ Other

6-CARDIO VASCULAR
☐ Congenital heart defect
☐ Heart attack
☐ Heart murmur
☐ High blood pressure
☐ High cholesterol
☐ Palpitations/Arrythmia
☐ Stroke
☐ Other

7-GYNECOLOGY
☐ Abnormal PAP tests
☐ Breast cancer
☐ Breast lump
☐ Cervical cancer
☐ Endometriosis
☐ Menstrual irregularities
☐ Ovarian cysts
☐ Pelvic Infection (PID)
☐ Pregnancy
☐ Recurrent vaginal infections
☐ Other

8-GENITOURINARY
☐ Chronic kidney disease
☐ Impotence
☐ Kidney infections
☐ Kidney stones
☐ Recurrent bladder infections
☐ Testicular cancer
☐ Other

9-MUSCULOSKELETAL
☐ Arthritis
☐ Bone fracture
☐ Carpal tunnel syndrome
☐ Chronic joint injury
☐ Fibromyalgia
☐ Gout
☐ Herniated disk
☐ Recurrent ankle sprains
☐ Recurrent back pain
☐ Recurrent tendonitis
☐ Scoliosis
☐ Stress fracture
☐ Other

10-GASTROINTESTINAL
☐ Celiac disease
☐ Constipation
☐ Crohn's disease
☐ Gall bladder disease
☐ Hemorrhoids
☐ Irritable bowel syndrome
☐ Lactose intolerant
☐ Liver disease
☐ Recurrent heartburn/GERD
☐ Ulcer
☐ Ulcerative colitis
☐ Other

11-ENDOCRINE
☐ Diabetes type I
☐ Diabetes type II
☐ Hyper- (overactive) thyroid
☐ Hypo- (low) thyroid
☐ Metabolic syndrome
☐ Obesity
☐ Polycystic ovarian disease
☐ Thyroid cancer
☐ Thyroid nodule
☐ Other

12-MENTAL HEALTH
☐ Abuse or domestic violence
☐ ADHD / ADD
☐ Alcoholism or alcohol abuse
☐ Anorexia
☐ Anxiety
☐ Bipolar disorder
☐ Bulimia
☐ Depression
☐ Drug addiction or abuse
☐ Insomnia
☐ Learning disability
☐ Obsessive compulsive disorder
☐ Panic attacks
☐ Post traumatic stress disorder
☐ Schizophrenia
☐ Sexual assault
☐ Social anxiety
☐ Other

13-BLOOD DISORDER / CANCER
☐ Anemia
☐ Blood transfusions
☐ Cancer
☐ Clotting disorder
☐ Leukemia
☐ Lymphoma
☐ Sickle cell disease
☐ Thalassemia
☐ Other

14-IMMUNE SYSTEM DISEASE
☐ Lupus
☐ Rheumatoid arthritis
☐ HIV / AIDS
☐ Ankylosing spondylitis
☐ Other

15-DERMATOLOGY
☐ Acne
☐ Eczema
☐ Precancerous mole
☐ Psoriasis
☐ Recurrent hives
☐ Skin cancer
☐ Other

S:\Forms and Handouts\ Health history forms\INTL_HHX 2014 2014.12.16

▲ Immunization form

Immunization Requirements

The State of Oregon and Oregon State University require international students to provide proof of multiple vaccinations before registering for classes. Complete vaccination requirements are explained on the health form. Please refer to the form or patient portal for up-to-date vaccination requirements.

Students will attend a Student Health Check-in during Orientation. At that time, medical staff will be available to answer questions and students can receive vaccines if necessary. If you need to receive required vaccines upon arrival, the cost is covered by the OSU International Student Health Plan.

Tuberculosis Screening

Students from countries identified as high risk for tuberculosis (TB) are required to complete a tuberculosis screening **AFTER** arrival in the US. You will get more information about this process during Orientation. The cost of this is covered by the OSU International Student Health Plan.

Prescriptions

Bring a copy of all prescriptions for medicines, eyeglasses and contact lenses with you to the US. The prescriptions should be written in English.

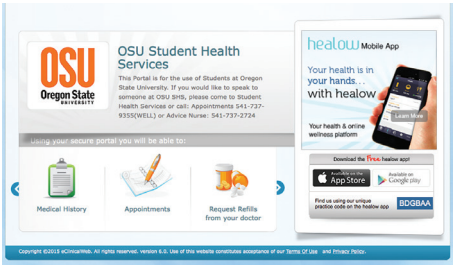

▲ OSU Student Health Services Patient Portal

For more information on medical services and requirements, insurance and dependent coverage, please visit:
studenthealth.oregonstate.edu/international-students

Bringing Your Family

Childcare and Family Resources
The Office of Childcare & Family Resources is your first stop for information about OSU and Corvallis resources for children. They host campus-wide events for student parents throughout the year, offer 16 lactation rooms, two free drop-off child care sites on campus and much more.

Visit: childcare.oregonstate.edu/
Call: +1 541 737 4906
Email: familyresources@oregonstate.edu

Childcare
Childcare in Corvallis for children age 0-5 is very limited and expensive. It is important to get on the waiting list for those centers as soon as possible (even before you arrive in the US). For a list of childcare centers in Corvallis, please visit the Childcare & Family Resources website: childcare.oregonstate.edu/local-child-care

It is important to bring enough money to pay for the cost of childcare, which costs $600-$1,000 per month per child, depending on age and type of care.

Health Insurance
You must apply for coverage for family members after you arrive. All dependents are required to have health insurance: studenthealth.oregonstate.edu/insurance/international-student-insurance-plan

Children and dependents cannot receive medical care on campus. After arriving, you should find a local doctor for your children.

Orientation

- ALL INTERNATIONAL STUDENTS ARE REQUIRED TO ATTEND THE INTERNATIONAL STUDENT ORIENTATION before the OSU term begins. This includes students transferring to OSU from other schools in the US as well as students changing from INTO OSU to OSU.
- All new students should plan to arrive in Corvallis the week before the start of classes in order to participate in the mandatory International Student Orientation.
- The International Student Orientation provides specific information about F-1 or J-1 immigration regulations, including registration requirements, travel, employment, health insurance requirements, cultural adjustment, and public safety. To cover the cost of the International Student Orientation, an orientation fee is automatically charged to your OSU student account during your first term at OSU.
- As part of the International Student Orientation, you are required to attend the Immigration Document Check-In. Please bring photocopies of the documents listed below for yourself and your dependents:
  - I-20 or DS-2019 form
  - ID page in your passport showing name and current expiration date
  - Your US visa stamp
  - Your I-94 arrival stamp or I-94 card stapled into your passport.
  - Any previous I-20 or DS-2019 (if you are transferring from another US school)
- If you do not attend the International Student Orientation AND the Immigration Document Check-In, a hold will be placed on your student record that prevents you from registering for classes in the future until you meet this requirement.

Registration

Undergraduate Students
There are four steps that fully-admitted undergraduate international students must complete as part of the START program in order to register for OSU classes:

1. Academic Welcome
2. Academic Orientation by college/major
3. Advising session with academic advisor
4. Registration

If you are outside the US, you will receive instructions by email as to how you can participate in an online START session remotely (FALL ONLY). If you are currently in the US, we encourage you to register for one of the START sessions that will take place on campus during the summer.

Undergraduate Academic Transfers
If you have studied previously at a college or university, be sure to submit your official transcripts. Upon receipt of your transcripts, OSU's Office of International Admissions will begin the review of your transcripts for credit transfer. Students are generally notified of their advance standing via e-mail within four to eight weeks. For more information about the transfer credit process, visit: admissions.oregonstate.edu/credit-opportunities-first-year

Undergraduate Registration Requirements
Undergraduate students (bachelor's, post-baccalaureate and non-degree undergraduates) must be enrolled for and complete a minimum of 12 credits each term.

Graduate Students
Graduate students are not required to sign up for a START session. New graduate students must report to their graduate department and meet with their graduate advisor before registering for their first term.

Graduate Registration Requirements
Graduate students (master's, doctorate and non-degree graduates) must register for and complete a minimum of 9 credits each term. Graduate students who have a graduate assistantship must register for 12 credits during the academic year (some departments require more).

Transitional Admission Program (TAP) Students *Graduate only*
The Transitional Admission Program (TAP) allows a limited number of graduate students to enroll in English language classes while pursuing their academic studies. Graduate students who are not specifically selected by their academic department for the TAP program can enter OSU either through direct admission or through one of the many intensive English or academic preparation programs at INTO OSU.

Exchange Students
Exchange students are not required to sign up for a START session. New exchange students should contact the academic advisor(s) in your department(s) of interest for advising and registration. Visit catalog.oregonstate.edu/ChapterDetail.aspx?key=369

Registration Information
registrar.oregonstate.edu/getting-started

OSU Course Catalog
catalog.oregonstate.edu

Schedule of Classes Searcher
catalog.oregonstate.edu/SOCSearcher.aspx

Tuition, Fees and Payment Information
Within 1-2 days after you successfully register for your first term at Oregon State, you will receive an electronic statement showing the cost of tuition and fees for your first term, including the cost of health insurance. Payment of tuition and fees can be made by credit card, bank draft, traveler's checks or bank wire to OSU's Business Affairs Office and should be paid within 30 days of the beginning of classes. Please note there is a $35 fee for using your credit card. Any unpaid balance remaining after the first of each month is subject to an interest charge of one percent per month. For detailed tuition and fees, visit: fa.oregonstate.edu/business-affairs/tuition-and-fee-information

Getting Settled in Corvallis

University Plaza Suite 130 & Welcome Desk at the International Living-Learning Center
Once you reach the OSU campus, drop by University Plaza Suite 130 or the Welcome Desk in the International Living-Learning Center to learn more about the many services and opportunities available to you at Oregon State! In addition to meeting other new international students, you can learn about local transportation, entertainment, roommates, clubs and organizations, housing, phone services, groceries, weekend activities, places of worship, restaurants and more.

Keep in Contact with Home
When you arrive in the US you will have traveled a long way from home. Although this will be an exciting time, please do remember that your family and friends may worry about you. Remember to contact them and let them know that you are safe!

Bank Accounts
When you arrive in Corvallis, you will need to open a checking and/or savings account(s) with a bank. For more information, visit: international.oregonstate.edu/ois/arriving-and-settling/money-and-banking

Cash and Credit/Debit Cards
Plan to carry small amounts of cash with you when you first arrive in the US for food, phone calls, and other inexpensive purchases. In the US, the most widely accepted credit cards are Visa and MasterCard. ATMs are located in the airport, on the OSU campus, and around Corvallis.

Cell Phones
If you would like to have a cell phone while living in the US, Corvallis hosts all four major providers (AT&T, Verizon, T-Mobile, and Sprint). There are two major options in the US cell phone industry:

long-term contracts or pre-paid, or pay-as-you-go, phones. For a monthly service plan, cell phone companies require a new customer to sign a two-year service agreement. Penalty charges apply if you cancel your contract before the two-year period has expired. If you do not want to sign a two-year contract, you have a choice of pre-paid or pay-as-you-go plans.

Driving

To drive a car in the US, you will need to get a US driver's license. You must pass a written knowledge test of US driving laws in English, and a driving test. You will also have to wait until after you are enrolled in your classes and can provide proof of enrollment to the US government before you will be able to get a driver's license.

Computers and Internet Access

Wireless internet is available in all residence halls and many other locations on campus, including the Memorial Union. There are also numerous computer labs available for students to use, including a 24-hour lab. All internet access on campus is free.

Appliances

For appliances, phones, and other electrical items like computers or laptops, please be advised that electrical outlets in the US are 110-volts AC, which may be different from your home country. You can purchase a plug adapter which will allow you to plug in your electronics from home. Items like laptop computers and digital camera chargers often have a built-in voltage adapter and will only need a plug adapter to work properly abroad. We recommend purchasing all other necessary appliances and electronics after you arrive. Most appliances, such as rice cookers or electric teapots, are not allowed in residence hall bedrooms and are provided for free in the residence hall kitchens.

Student Services

Office of International Services
Located in University Plaza, the Office of International Services (OIS) provides a wide range of programs and services for approximately 4,000 international students on the OSU campus. The staff offers orientation and advising on topics including immigration and governmental regulations, scholarships and sponsorship, employment and practical training, cultural, personal and re-entry issues, and also serves as a resource for the community and the university on cross-cultural awareness and concerns. For more information, visit: international.oregonstate.edu/ois

International Cultural Service Program
The International Cultural Service Program (ICSP) began at OSU in 1983 and has attracted many outstanding students from countries around the globe. The program offers a scholarship to international students in exchange for cultural service to the surrounding communities. The goal of the ICSP program is to increase cultural awareness and understanding throughout the local region and the state of Oregon. For more information, visit: international.oregonstate.edu/ois/international-cultural-service-program

International Peer Mentoring Program
The International Student Peer Mentoring Program is an initiative to assist students with transitions. The program aims to facilitate peer-to-peer interactions that may help with student

development, as well as cultural, academic, and social adjustment to OSU and the US. For more information, visit: http://international.oregonstate.edu/ois/international-peer-mentoring-program

International Student Community Team
Located in the Student Experience Center, the International Student Community Team is part of Diversity and Cultural Engagement at OSU. It provides international opportunities to the campus and Corvallis communities, and offers a great way to connect with international and domestic students. For more information, visit: For more information, visit: dce.oregonstate.edu/gdi

Crossroads International
Crossroads International is a volunteer community organization that encourages global understanding through friendship between international students and local residents from Corvallis and the surrounding area. Crossroads offers a variety of programs for international students and their families. Spouses or other adults who come to the US on dependent visas may be interested in practicing English at the Crossroads Conversation School. For more information, visit: international.oregonstate.edu/crossroads

Employment

Degree-seeking students on an F-1 visa are eligible to work on campus up to 20 hours per week while the term is in session, and up to 40 hours per week between terms and during summer breaks. Students on a J-1 visa may also work on campus once they receive an authorization letter from OIS. Off-campus employment requires authorization and is approved only under specific conditions. Always consult an International Student Advisor before accepting any off-campus employment. Dependents on an F-2 visa are not eligible for employment.

On-Campus Jobs

Beaver Careers is an online list of job openings on campus as well as off campus. This site requires your ONID username and password. Examples of on-campus jobs include working in a computer lab, for University Housing and Dining Services or at OSU's Dixon Recreation Center.

Note: International students are ineligible for positions listed as "work study."

Social Security Number

Students who receive an offer for on-campus employment will need to apply for a social security number at the local Social Security Administration office in Albany, Oregon (about 18 km from Corvallis). Your hiring manager and International Student Advisor will sign a Social Security Verification Letter once you have received an official job offer and start date. Before requesting this letter, be sure to register full-time for your first term at OSU.

Please note that you may only be issued a Social Security Number if you have an on-campus employment offer. Students without an employment offer are ineligible to receive a Social Security Number.

More Information

OSU Information
541-737-1000
oregonstate.edu

Office of International Services
541-737-6310
OIS.advisor@oregonstate.edu
Monday-Friday, 8:00am-5:00pm
international.oregonstate.edu/isas

OSU Student Health Center
541-737-2721
Monday-Friday, 9:00am-5:00pm

Emergencies
OSU Campus Police
Emergency: 541-737-7000
Non-emergency: 541-737-3010

Emergency Police, Fire and Ambulance (anywhere in the US): **911**

Find Us Online

international.oregonstate.edu

facebook.com/**osubeavers**
Search **New2OSU-International**

tinyurl.com/oregonstateip

twitter.com/**oregonstateuniv**

Campus Map

Student Experience Center
Student Center
Dixon Recreation Center
Bookstore
LaSells Stewart Center
Hilton Garden Inn Hotel / Airport Shuttle Stop
ORCHARD AVE
MONROE AVE
CAMPUS WAY
JEFFERSON WAY
WASHINGTON WAY
WESTERN BLVD
RAILROAD
SW 30TH ST
SW 26TH ST
SW 17TH ST
SW 15TH ST
W 14TH ST
A ST
FEL
NFSG
SL
WGrn
Wgnd
With
EGrn
Cord
HFC
BalE
KEC
PSHC
Wngr
Bexl
Gilb
Rog
GbAd
Graf
Glsn
Shep
Dear
Bat
Covl
Mfd
MfA
Owen
LPSC
ALS
Nash
Hov
GmAn
Gilk
MAu
Mlm
Gilk
Kidd
MCC
Bent
CrpS
ClkL
MoPl
LI Center
WB
Sack
Austin Hall
FbAn
APCC
Fair
MU
StAg
Stud Exp Cntr
VLib
WC
Phar
Educ
GVGC
RdLg
HkLg
Haw
Bux
Wfd
WsDn
Cau
Pol
West
More
Lang
NALH
Wald
Snel
MUE
McAF
KAd
Cal
ITR
HP
FSL
Rich
Pvy
Dryd
VtBn
LARC
VRL
IMF
Tennis
DxRC
Goss Stadium/ Coleman Field
Navy
Pole
Magr
IPF
SPC
Gill
Parking Garage
Bookstore
Finl
Arnd
Hal
Casc
Adam
PrC
CeCh
SSC
Blss
ILLC
Ap
VFbC
Resr
CHAC
LSC
OcSB
AEL
OakB
Ocean
Sftbl
PWVS/ Lorenz Soccer Field
Univ. Plaza
Hilton

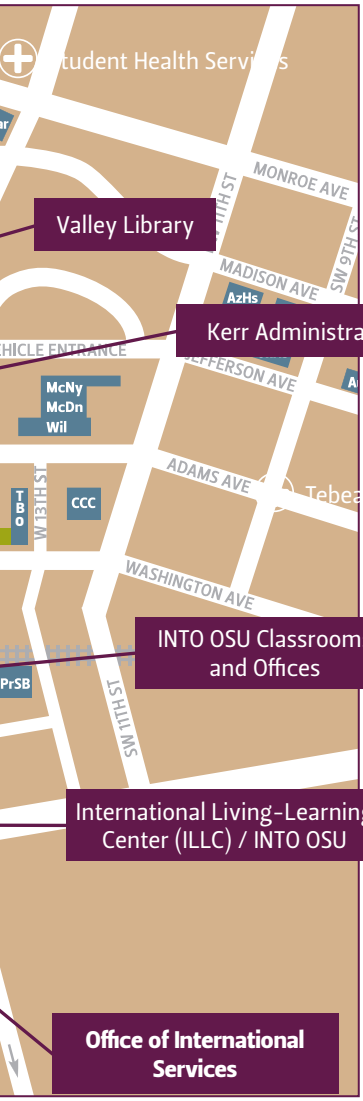

No Smoking
Smoking is not allowed anywhere on the OSU campus.
Learn more at: oregonstate.edu/smokefree

Oregon State
UNIVERSITY

As a land grant institution committed to teaching, research and outreach and engagement, Oregon State University promotes economic, social, cultural and environmental progress for the people of Oregon, the nation and the world.