

Oregon State University, Division of International Programs
International Student Advising and Services (ISAS)
Winter Term 2016
International Student Enrollment Report

This report represents statistics for international student enrollment at OSU during Winter term 2016. The report reflects Winter term enrollment as of week four of the term. These figures include international students in degree, exchange and INTO OSU English Language and academic preparation (Pathway) programs. As of Winter 2015 the number of total enrolled international students at OSU includes Ecampus students to better align with Institutional Research data.

Quick View

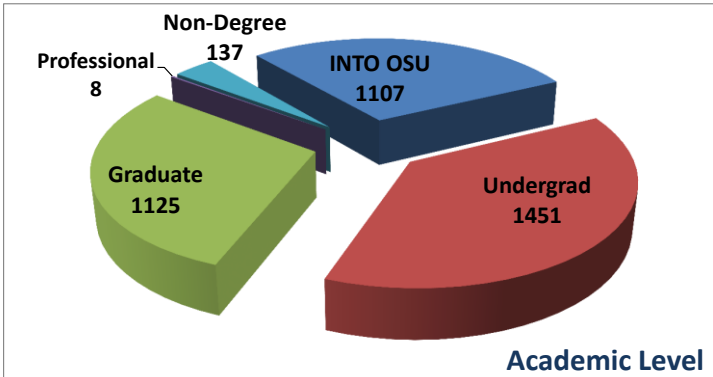


Table 1: Enrollment by Degree or Program Type

INTO OSU	1107
Degree Seeking and Exchange	2721
Total Enrolled International Students	3828

Table 2: Enrollment by Course Type

Student in OSU classes only	2716
Students in INTO OSU classes only	619
Students in both OSU and INTO OSU Courses	493
Total Enrolled International Students	3828

Divisions/Colleges

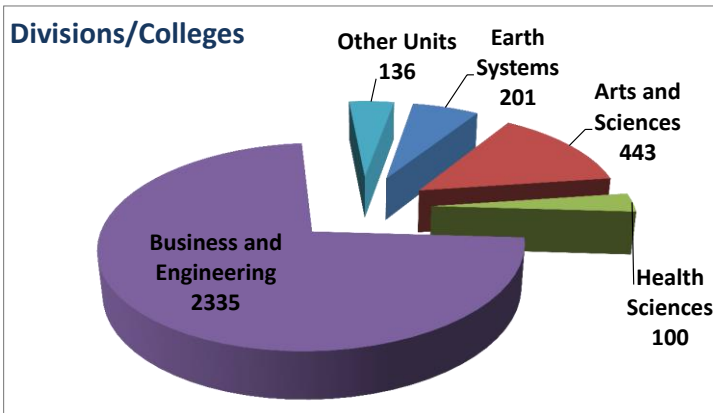


Table 3: Enrollment Summary based on IR criteria*

Students enrolled at OSU	3209
Students enrolled at INTO OSU	1112

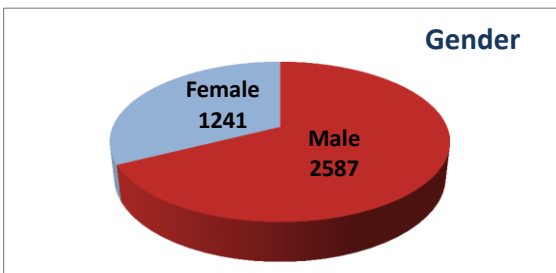
• This data mirrors Institutional Research's Enrollment Summary and includes 493 students enrolled in both OSU and INTO OSU courses, which means that these students are counted in both totals. There are 3828 enrolled international students.

Student Enrollment by Campus *

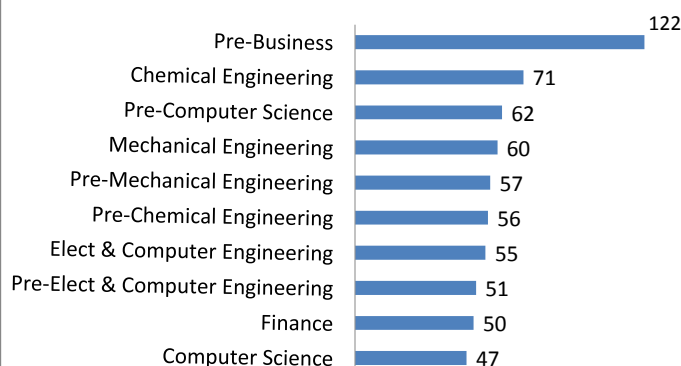
Corvallis Campus	3763
Cascades Campus	2
Ecampus	65
Total	3830

* Unless otherwise noted figures on this report are for Corvallis Campus and Ecampus only.

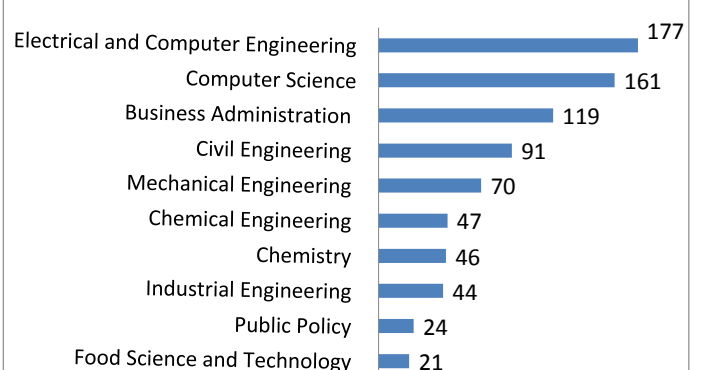
Gender



Top 10 Undergraduate Majors



Top 10 Graduate Majors



Class Standing	Total	Grand Total
INTO OSU		1107
INTO OSU Intensive English Programs ¹	619	
INTO OSU Study Abroad with English 2 and VISP	7	
INTO OSU Undergraduate Pathways	311	
INTO OSU Graduate Pathways	170	
Undergraduate		1451
Freshman	140	
Sophomore	409	
Junior	410	
Senior	451	
Post Baccalaureate	41	
Graduate		1125
Masters	575	
Doctoral	548	
Other	2	
Professional		8
Non-Degree		137
Exchange Undergraduate	93	
Exchange Graduate	9	
Non-Degree Other	35	
Grand Total		3828

1. Includes students in the Study Abroad with English 1 Program (SAWE1), Conditional Pathway Program, Transitional Admission Program No TOEFL (TAPN), Academic English, and General English.

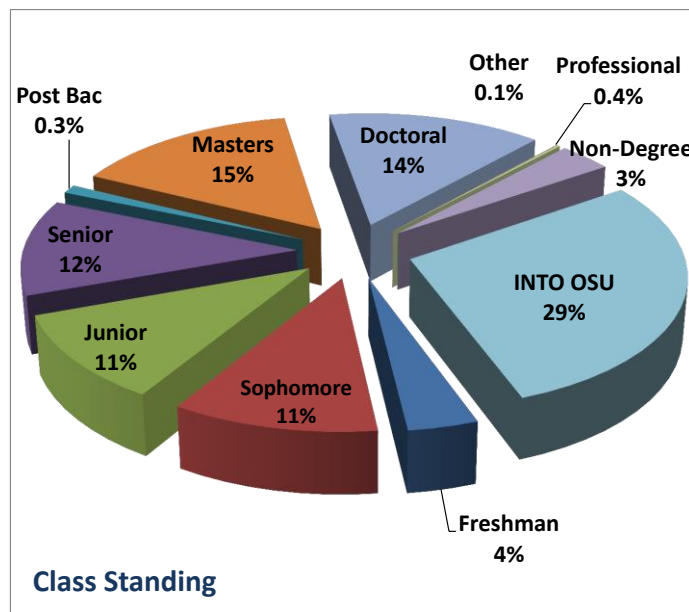
Conditional Admission Program (CAP)	Total
TAP Graduate	3
TAP Exchange	0
CAP Undergraduate (Legacy)	2
Grand Total	5

*Students in the TAP program are degree-seeking students currently taking a combination of degree and Intensive English classes.

Top 10 Student Sponsors

Saudi Arabian Cultural Mission	582
Oman, Cultural Division	94
Kuwait Cultural Office	74
Institute of International Education	21
The Higher Committee for Education Development in Ira	19
United Arab Emirates Abu Dhabi Natl Oil Company	18
Brazil Science Mobility Program	16
Qatar Higher Education Institute	14
Saudi Arabia ARAMCO	14
Papua Government	11

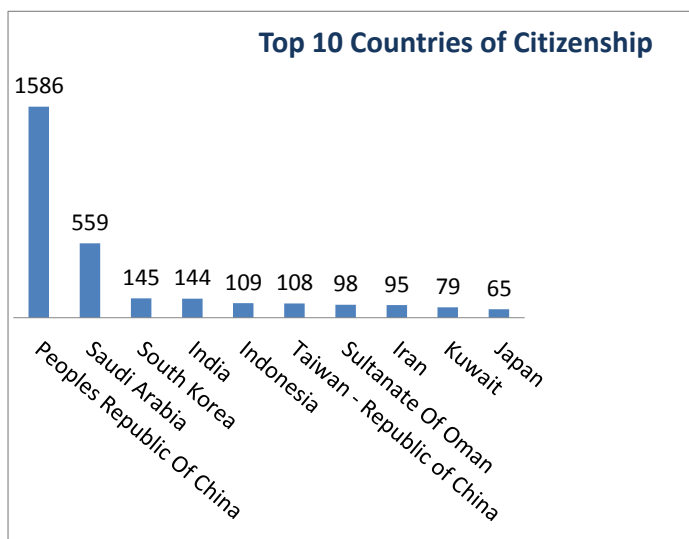
Sponsors are government agencies, public organizations, or private organizations which provide partial or full financial support to the student.

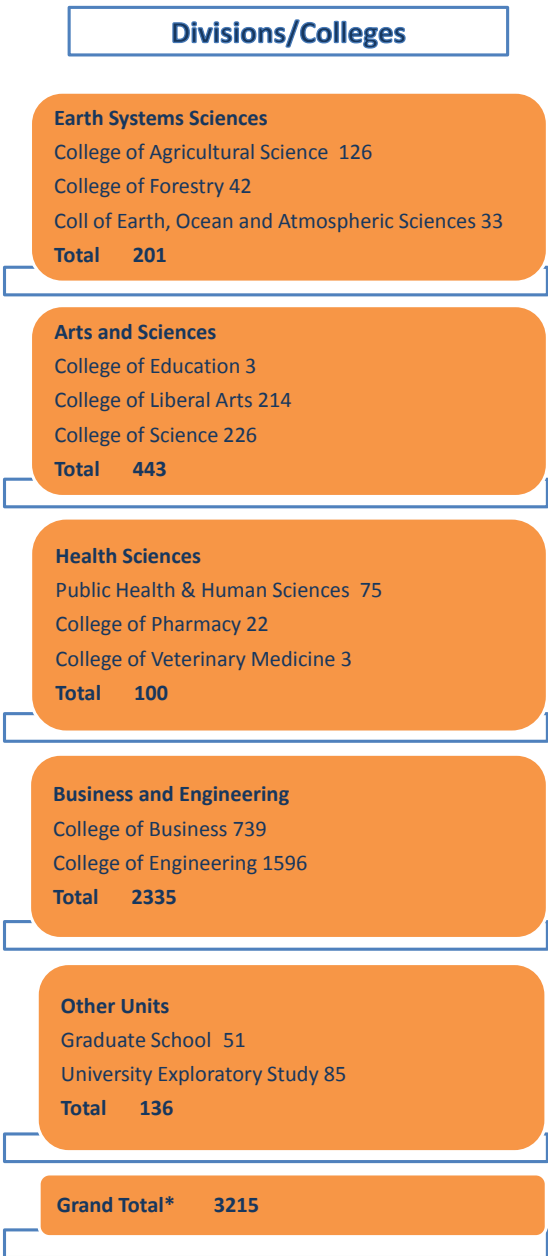
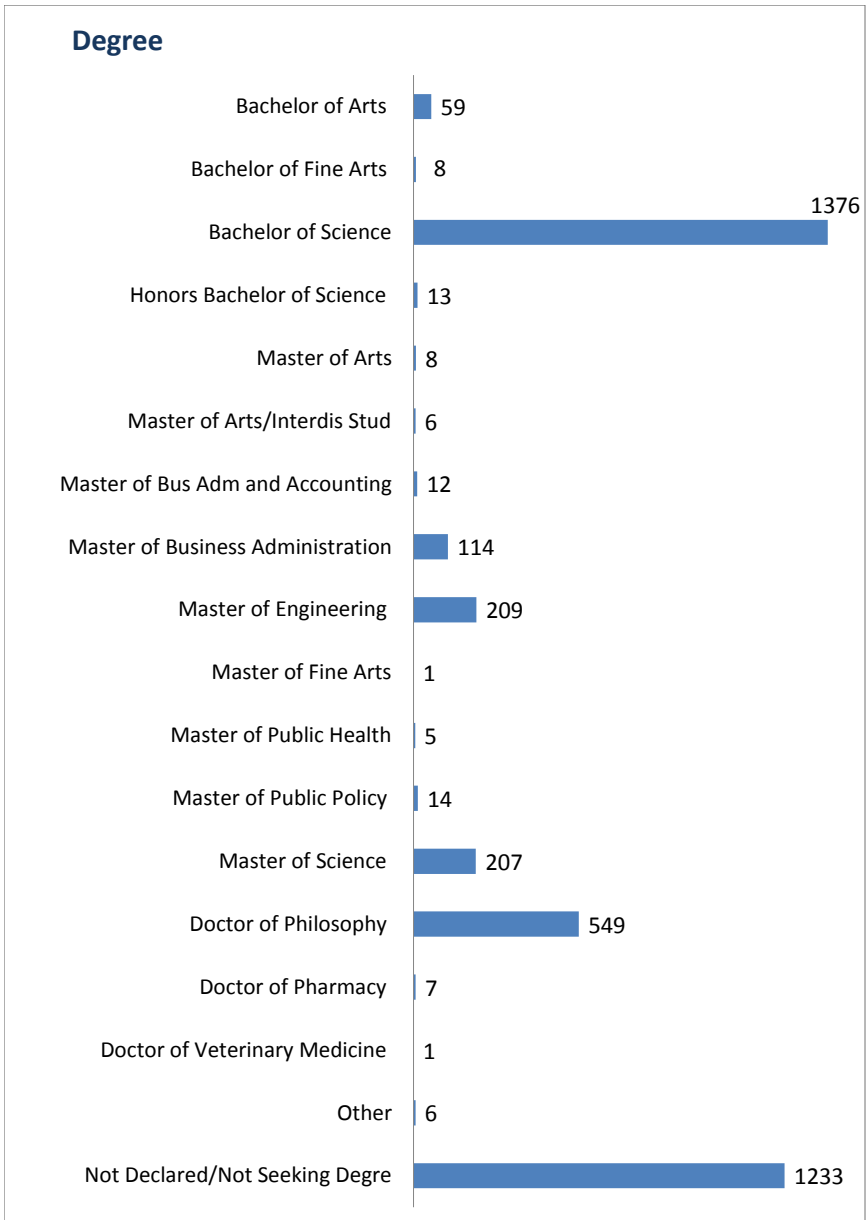


INTO OSU Intensive English Program ¹	Total
INTO OSU Study Abroad with English 1	1
Academic English to Pathway ²	180
Transitional Admission Program No TOEFL (TAPN)	6
Academic English	343
General English	89
Grand Total	619

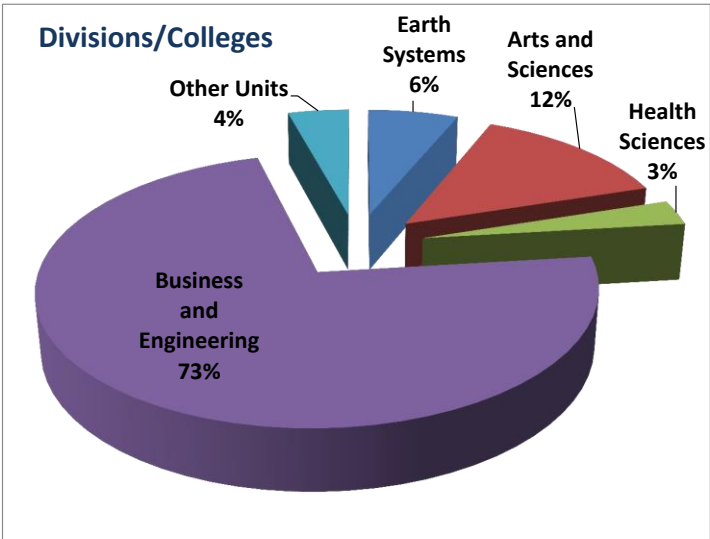

1. This section shows subdivisions of students within INTO OSU Intensive English Programs.

2. This figure includes students with a future admission to the Pathway Program who are taking only Intensive English Classes.





* Includes Students in the Transitional Admission Program No TOEFL (TAPN) who have been academically admitted to a degree program and have their degree listed in Banner.



Gender

	INTO OSU	Undergraduate	Graduate	Professional	Non-Degree	Total
Male	766	1004	742	2	73	2587
Female	341	447	383	6	64	1241
Total	1107	1451	1125	8	137	3828

Visa

	INTO OSU	Undergraduate	Graduate	Professional	Non-Degree	Total
F Visa	1104	1413	1024	8	18	3567
J Visa	2	0	93	0	104	199
Other	1	38	8	0	15	62
Total	1107	1451	1125	8	137	3828

New and Continuing Enrollments

	INTO OSU	Undergraduate	Graduate	Professional	Non-Degree	Total
New Students	285	227	115	0	52	679
Continuing Students	822	1224	1010	8	85	3149
Total	1107	1451	1125	8	137	3828

