
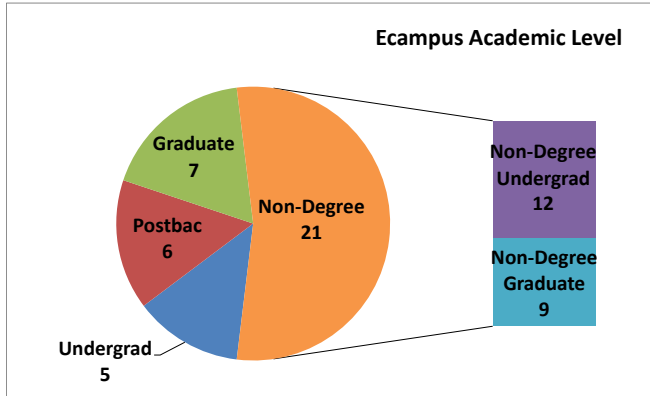


Oregon State University
International Student Advising and Services (ISAS)
SpringTerm 2014
International Student Enrollment Report Appendix

Ecampus International Students Total Enrollment 39

Ecampus international students may include students who are outside the US or in an immigration status that allows them to study in the US.



Sponsor *	Students
Saudi Arabian Cultural Mission	14
Saudi Arabia ARAMCO	2
Kuwait Cultural Office	1
Libyan Arab Jamahiriya-CBIE	1
United Arab Emirates Abu Dhabi Natl Oil Company	1
United Arab Emirates Nuclear Energy Corporation	1
Total	20

Sponsor	Students
Saudi Arabian Cultural Mission	457
Oman, Cultural Division	77
Kuwait Cultural Office	57
Brazil Science Mobility Program	41
Saudi Arabia ARAMCO	27
Libyan Arab Jamahiriya-CBIE	18
Institute of International Education	13
United Arab Emirates Military Division	13
Thailand, Embassy of	12
United Arab Emirates Cultural Division	11
United Arab Emirates Nuclear Energy Corporation	11
United Arab Emirates Abu Dhabi Natl Oil Company	9
Ministry of Higher Education and Scientific Research, Iraq	8
The Higher Committee for Education Development in Iraq	7
SABIC Saudi Basic Industries Corporation	6
PT Pelabuhan, Indonesia	5
CAPES Foundation	4
Colombia-Colciencias	4
CONACYT-the National Council for Science and Technology, Mexico	3
Japan, Doshisha Women's Collge	3
Qatar Foundation	3
Qatar Higher Education Institute	3
Qatar Petroleum Agents-AME	3
Qatar, Embassy of Defense off	3
Turkish Consulate General	3
United Arab Emirates Police Attache	3
Chile-CONICYT	2
LASPAU-Latin American Scholarship Program of American Universities	2
Qatar Aspire Zone Foundation	2
SENESCYT Ecuador- National Secretariat for Higher Education, Science, Technology and Innovation	2
United Arab Emirates Scholarship Coordination Office	2
US-Archdiocese of Portland, OR	2
Vietnam Education Foundation	2
AMIDEAST	1
The National Council for Scientific and Technological Development (CNPq), Brazil	1
Canada Fulbright Program	1
China Scholarship Council	1
Indonesia-Government of Aceh	1
Indonesian Government	1
Iraq-Kurdistan Regional Government	1
Japan-ITOCHU Corporation	1
Republic of Korea Army	1
Republic of Korea Navy	1
Malaysian Public Service Department	1
Oprah Winfrey Leadership Academy	1
Qatar Civil Aviation Authority	1
Qatar Olympic Committee	1
Qatar Telecom-Qtel	1
Ministry of Higher Education (MOHE), Democratic Republic of Congo	1
King Abdullah University of Science and Technology (KAUST), Saudi Arabia	1
Saudi Arabian A2Z Managent	1
Fulbright Program, Spain	1
Taiwan, Ministry of Education	1
Vietnam International Education Development	1
Total	839

* This table shows numbers of international sponsored students enrolled at OSU who are a citizen or a resident of the United States.

Sponsors are government agencies, public organizations, or private organizations which provide partial or full financial support to the student. International students who are a citizen or a resident of the United States. are not included in this table

Count	Country of Citizenship	INTO OSU	Undergraduate	Graduate	Professional	Non-Degree	Total
1	Albania		1	1			2
2	Argentina			1			1
3	Australia		2	2		4	8
4	Austria		1			2	3
5	Bangladesh	1	6	12			19
6	Belize			1			1
7	Brazil	26	3	12		17	58
8	Burkina Faso			1			1
9	Burma	5	2				7
10	Cambodia			1	1		2
11	Cameroon	1					1
12	Canada		23	8	1	1	33
13	Chad	1					1
14	Chile			8			8
15	Colombia	12	1	9			22
16	Congo		2				2
17	Costa Rica			3			3
18	Cyprus	2					2
19	Czech Republic					1	1
20	Denmark		1			2	3
21	Dominican Republic					1	1
22	Ecuador			6		8	14
23	Egypt			3			3
24	El Salvador		1				1
25	Eritrea			1			1
26	Ethiopia		1				1
27	France	1	3	3		14	21
28	Germany	1	8	5		16	30
29	Greece					1	1
30	Guatemala			2			2
31	Hong Kong	2	26				28
32	Hungary			1			1
33	India	3	14	80			97
34	Indonesia	16	51	18			85
35	Iran		6	72			78
36	Iraq	9		10			19
37	Israel		1	1			2
38	Italy		1	1			2
39	Ivory Coast		1				1
40	Japan	64	31	8		5	108
41	Jordan		3	2			5
42	Kazakhstan	5	4				9
43	Kenya			1			1
44	Kuwait	15	41	3			59
45	Lebanon			1			1
46	Libya	5	3	11			19
47	Macau		2				2
48	Malaysia	5	15	3			23
49	Mali		1				1
50	Mauritius		2				2
51	Mexico	1	1	6	1	1	10
52	Mongolia		1				1
53	Morocco		1				1
54	Nepal	1		10			11
55	Netherlands	1	2	2			5
56	New Zealand		7	2		1	10
57	Nigeria	2	1	5			8
58	Norway		5	1			6
59	Pakistan	5	1	1			7
60	Peoples Republic Of China	746	455	374		1	1576
61	Peru			5			5
62	Philippines		1	1			2
63	Poland			4			4
64	Portugal		1	4			5
65	Qatar	4	16			3	23
66	Republic of Singapore		3	1		2	6
67	Romania			2			2
68	Russia	4	5	3			12

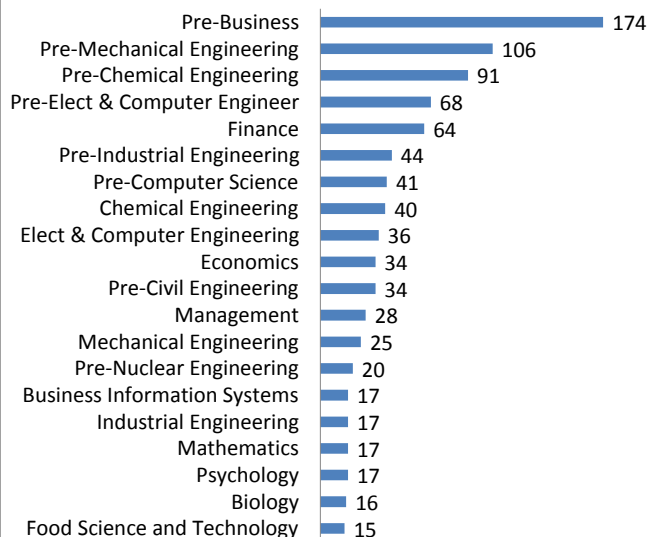
(continued on next page)

Count	Country of Citizenship	INTO OSU	Undergraduate	Graduate	Professional	Non-Degree	Total
69	Samoa		1				1
70	Saudi Arabia	263	263	24			550
71	Senegal		2	1			3
72	Slovenia			1			1
73	South Africa		1	3			4
74	South Korea	35	49	31	6		121
75	Spain			4		3	7
76	Sri Lanka		2	4			6
77	Sultanate Of Oman	9	68				77
78	Sweden		2			5	7
79	Syria		3	1			4
80	Taiwan - Republic of China	22	21	23			66
81	Thailand	14	14	21		2	51
82	Togo			1			1
83	Tunisia			1			1
84	Turkey	3	2	6			11
85	Uganda		2				2
86	Ukraine	1		6			7
87	United Arab Emirates	7	42	1			50
88	United Kingdom		1			7	8
89	Uruguay			1			1
90	Venezuela		1	4			5
91	Vietnam	8	24	11	3		46
92	Yemen		1				1
93	Zaire		1				1
94	Zambia			1			1
95	Zimbabwe		1				1
	Total	1300	1258	857	12	97	3524

College

	INTO OSU	Undergraduate	Graduate	Professional	Non-Degree	Total
College of Agricultural Science	6	32	65		10	113
College of Forestry	1	2	33		1	37
Coll of Earth, Ocean and Atmosphere		7	23		2	32
College of Education			1			1
College of Liberal Arts	16	80	28		7	131
College of Science	21	76	108		7	212
Public Health & Human Sciences	4	49	20			73
College of Pharmacy			15	10		25
College of Veterinary Medicine			5	2		7
College of Business	309	361	113		38	821
College of Engineering	258	636	421		22	1337
Graduate School			25		10	35
University Exploratory Study	49	15				64
Intensive English Program	517					517
Non-Credit	119					119
Total	1300	1258	857	12	97	3524

Top 20 Undergraduate Majors



Top 20 Graduate Majors

