

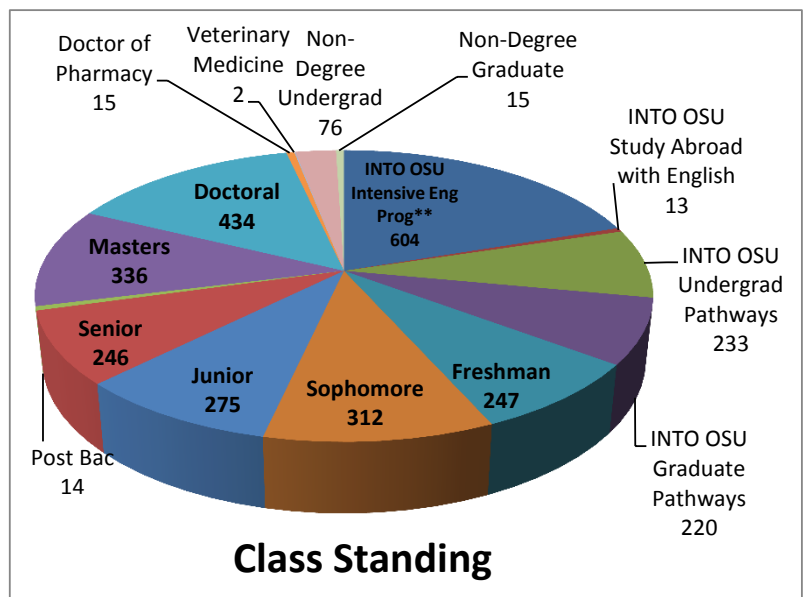
Oregon State University
Winter Term 2013
International Student Enrollment Report

This report represents statistics for international student enrollment at OSU during Winter term 2013. The report reflects Winter term enrollment as of week 4 of the term and General English (GE) students from session one only. This report does not include Distance Degree seeking international students. **For the purpose of this report, students in a CAPN or Conditional Pathway program are counted as Intensive English students. These students take classes through Academic English and General English programs until they meet the requirements to move into their intended programs. In this report students in the Conditional Admission Program (CAP) are counted at their undergraduate or graduate level, however they also take Intensive English courses through INTO OSU.**

Student Status	Total
International Students at OSU	3042
Grand Total	3042

Gender	Total
Female	947
Male	2095
Grand Total	3042

Class Standing	Total
INTO OSU Intensive English Program*	604
INTO OSU Study Abroad with English	13
INTO OSU Undergrad Pathways	233
INTO OSU Graduate Pathways	220
Freshman	247
Sophomore	312
Junior	275
Senior	246
Post Baccalaureate	14
Masters	336
Doctoral	434
Doctor of Pharmacy	15
Veterinary Medicine	2
Non-Degree Undergrad	76
Non-Degree Graduate	15
Grand Total	3042



*Includes students in the Academic English, General English (session1), and Study Abroad with English programs.

INTO OSU Conditional Pathway Program*	Total
Undergraduate Conditional Pathway	125
Graduate Conditional Pathways	91
Grand Total	216

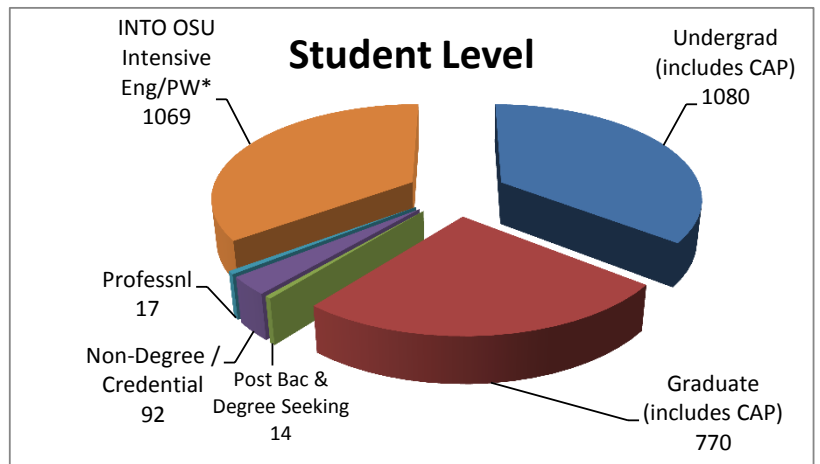
*Students in the INTO OSU Conditional Pathway Program are currently taking Intensive English classes. For the purpose of this report, they are counted as Intensive English students until they complete the requirements to move into their Pathway program.

Conditional Admission Program	Total
CAP Graduate	3
CAP Undergraduate	109
CAP No TOEFL (CAPN)*	119
Grand Total	231

*Students in the CAPN program are currently taking Intensive English classes. For the purpose of this report, they are counted as Intensive English students until they complete the requirements to move into their undergraduate program or into regular CAP status.

Student Level	Total
Undergraduate (includes CAP)	1080
Graduate (includes CAP)	770
Post Baccalaureate Degree Seeking	14
Non-Degree / Credential	92
Professional	17
INTO OSU Intensive English/Pathways*	1069
Grand Total	3042

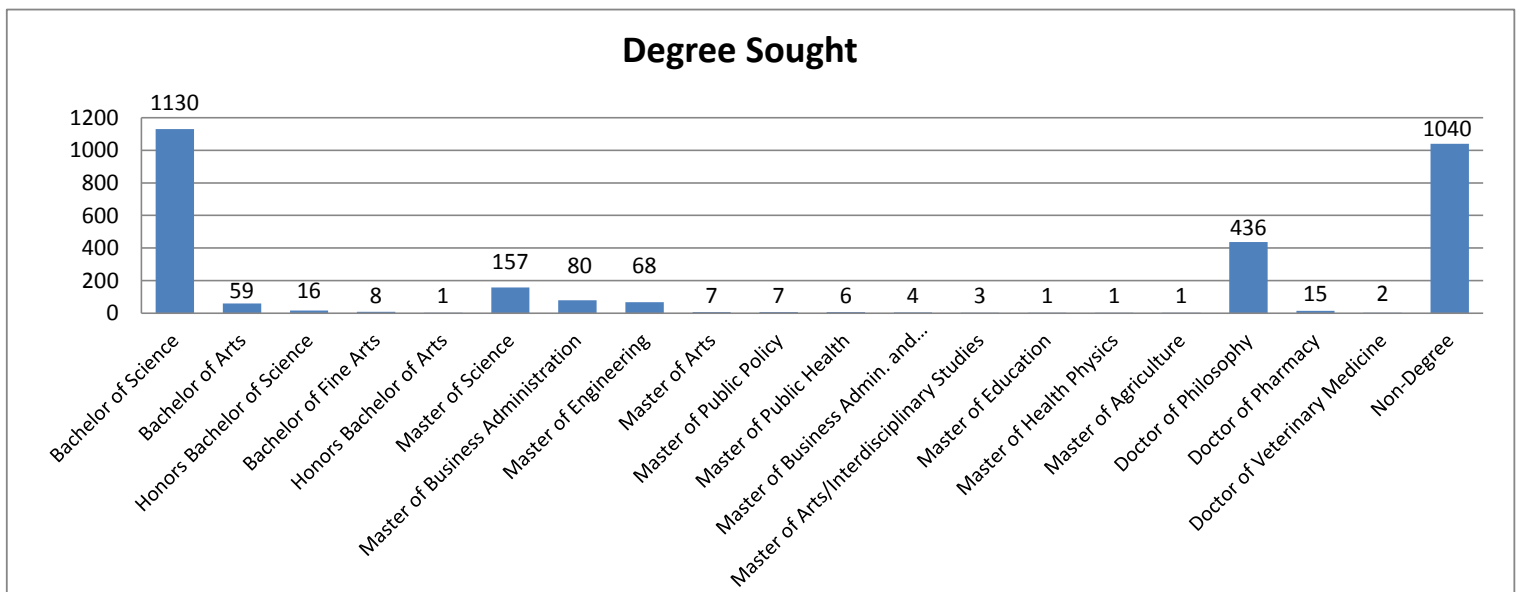
*Includes students in General English (session 1), Academic English, Study Abroad with English, Pathway, and CAPN programs.



Student Type	Total
INTO Intensive English*	604
INTO OSU Undergrad Pathways	233
INTO OSU Graduate Pathways	220
INTO Study Abroad with English	13
Freshman (< 36 transfer credits)	430
Freshman - Early Admit	138
Academic Transfer (> 36 transfer credits)	506
Post Baccalaureate	14
Readmit	6
Masters	336
Doctoral	434
Doctor of Pharmacy	15
Veterinary Medicine	2
Non-Degree Undergrad	76
Non-Degree Graduate	15
Grand Total	3042

*Includes students in the Academic English, General English (session1), and Study Abroad with English programs.

Degree Sought	Total
Bachelor of Science	1130
Bachelor of Arts	59
Honors Bachelor of Science	16
Bachelor of Fine Arts	8
Honors Bachelor of Arts	1
Master of Science	157
Master of Business Administration	80
Master of Engineering	68
Master of Arts	7
Master of Public Policy	7
Master of Public Health	6
Master of Business Admin. and Accounting	4
Master of Arts/Interdisciplinary Studies	3
Master of Education	1
Master of Health Physics	1
Master of Agriculture	1
Doctor of Philosophy	436
Doctor of Pharmacy	15
Doctor of Veterinary Medicine	2
Non-Degree	1040
Grand Total	3042



Divisions/Colleges

Earth Systems

	Total
College of Agricultural Science	98
College of Forestry	27
College of Earth, Oceanic & Atmospheric Sci.	30
Total	155

Arts and Sciences

	Total
College of Education	4
College of Liberal Arts	94
College of Science	231
Total	329

Health Sciences

	Total
College of Pharmacy	33
College of Health & Human Sci.	18
Public Health and Human Sci	45
College of Veterinary Medicine	5
Total	101

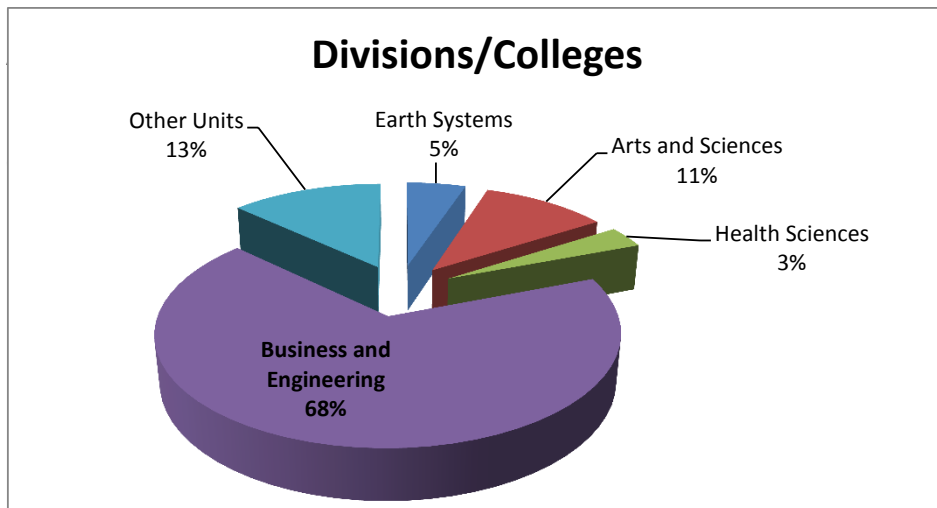
Business and Engineering

	Total
College of Business	258
Pre-Business Program	569
College of Engineering	648
Pre-Engineering Program	585
Total	2060

Other Units

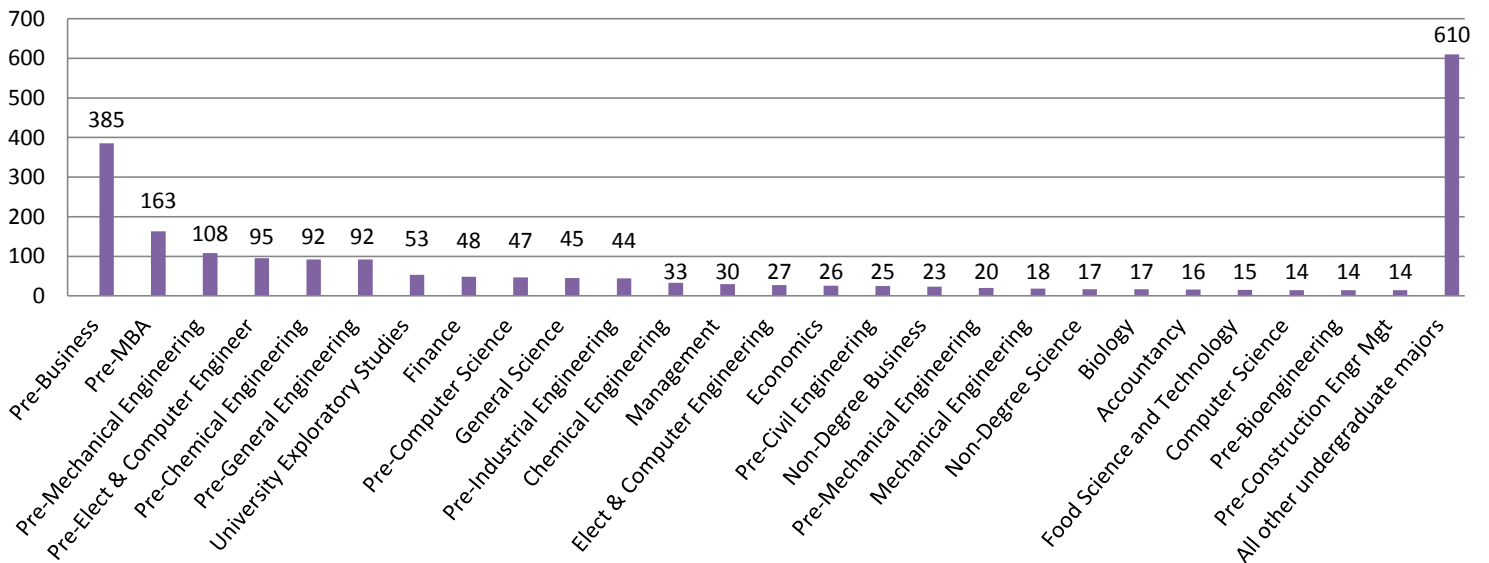
	Total
Graduate School	58
University Exploratory Study	53
Intensive English Program	286
Total	397

Grand Total **3042**



Top Undergraduate Majors		Total	Top Graduate Majors		Total
Pre-Business	385	Electrical and Computer Engr	168		
Pre-MBA	163	Computer Science	92		
Pre-Mechanical Engineering	108	Business Administration	81		
Pre-Elect & Computer Engineer	95	Civil Engineering	67		
Pre-Chemical Engineering	92	Chemistry	53		
Pre-General Engineering	92	Industrial Engineering	45		
University Exploratory Studies	53	Chemical Engineering	43		
Finance	48	Mechanical Engineering	42		
Pre-Computer Science	47	Food Science and Technology	21		
General Science	45	Environmental Engineering	19		
Pre-Industrial Engineering	44	Pharmacy	18		
Chemical Engineering	33	Applied Economics	18		
Management	30	Materials Science	16		
Elect & Computer Engineering	27	Public Health	14		
Economics	26	Horticulture	14		
Pre-Civil Engineering	25	Statistics	13		
Non-Degree Business	23	Mathematics	12		
Pre-Mechanical Engineering	20	Oceanography	11		
Mechanical Engineering	18	All other graduate majors	204		
Non-Degree Science	17	Grand Total	951		
Biology	17				
Accountancy	16				
Food Science and Technology	15				
Computer Science	14				
Pre-Bioengineering	14				
Pre-Construction Engr Mgt	14				
All other undergraduate majors	610				
Grand Total	2091				

Top Undergraduate Majors



Top 25 Countries of Citizenship	Total
Peoples Republic Of China	1232
Saudi Arabia	494
South Korea	140
India	96
Sultanate Of Oman	88
Japan	74
Taiwan - Republic of China	73
Iran	68
Thailand	62
Kuwait	62
Indonesia	53
Canada	44
United Arab Emirates	43
Vietnam	40
Germany	30
Qatar	29
Hong Kong	27
Brazil	25
Libya	23
Mexico	20
Malaysia	17
Russia	15
Colombia	14
Bangladesh	14
United Kingdom	13
All other countries	250
Grand Total	3042

Top Student Sponsors	Total
Sponsors are government agencies, public organizations, or private organizations which provide partial or full financial support to the student.	
Saudi Arabian Cultural Mission	395
Oman, Cultural Division	88
Kuwait Cultural Office	60
Saudi Arabia ARAMCO	37
Thailand, Embassy of	20
Libyan Arab Jamahiriya-CBIE	18
UAE Cultural Division	17
Gov of Brazil without borders	12
UAE Nuclear Energy Corporation	11
SABIC SA basic indust corp	10
Institute of Int'l Education	8
UAE Military Division	7
Qatar Civil Aviation Authority	6
Iraq Higher Comm Edu Devlpmt	6
Qatar Petroleum Agents-AME	6
UAE President's Schlarship Ofc	6
All other sponsors	42
Grand Total	749

Visa Type	Total
F1	2784
J1	140
N/A	41
Other	77
Grand Total	3042

*Other includes all other visa types and Pending Permanent Residents .