

Oregon State University

Fall Term 2012

International Student Enrollment Report

This report represents statistics for international student enrollment at OSU during fall term 2012. The report reflects fall term enrollment as of week 5 of the term and General English (GE) students from sessions one and/or two only. General English students in both sessions one and two are only counted once on this report. This report does not include Distance Degree seeking international students. For the purpose of this report, students in a Conditional Pathway program or a CAPN program are counted as Intensive English students until they complete the requirements to move into their intended programs.

Student Status	Total
International Students at OSU	2980
Grand Total	2980

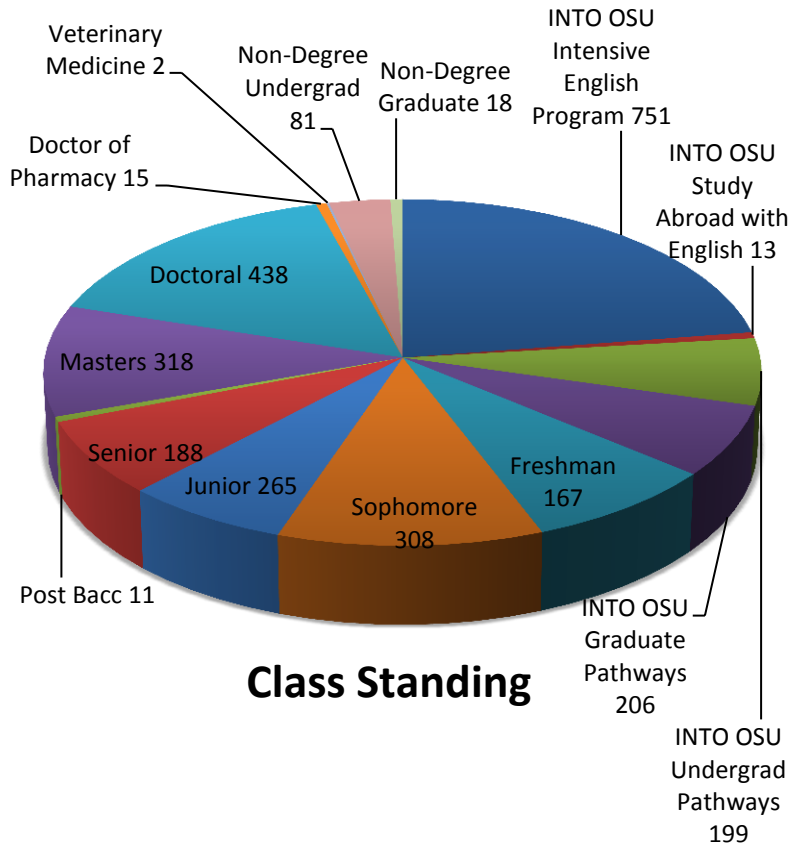
Gender	Total
Female	915
Male	2065
Grand Total	2980

Class Standing	Total
INTO OSU Intensive English Program*	751
INTO OSU Study Abroad with English**	13
INTO OSU Undergrad Pathways	199
INTO OSU Graduate Pathways	206
Freshman	167
Sophomore	308
Junior	265
Senior	188
Post Baccalaureate	11
Masters	318
Doctoral	438
Doctor of Pharmacy	15
Veterinary Medicine	2
Non-Degree Undergrad	81
Non-Degree Graduate	18
Grand Total	2980

*Includes students in the Academic English, General English sessions 1 and/or 2, Conditional Pathway, and CAPN programs.

INTO OSU Conditional Pathway Program*	Total
Undergraduate Conditional Pathway	145
Graduate Conditional Pathways	109
Grand Total	254

*Students in the INTO OSU Conditional Pathway Program are currently taking Intensive English classes. For the purpose of this report, they are counted as Intensive English students until they complete the requirements to move into their Pathway program.

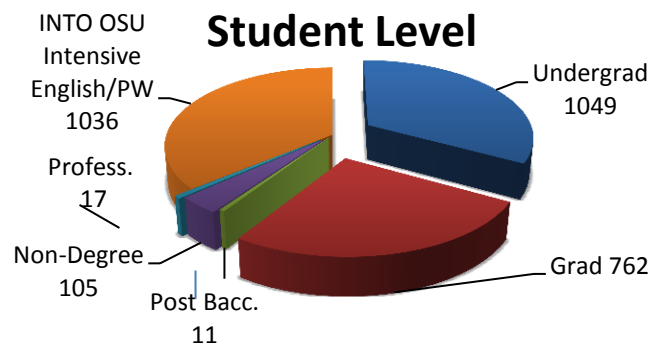


Conditional Admission Program	Total
CAP Graduate	7
CAP Undergraduate	126
CAP No TOEFL (CAPN)*	125
Grand Total	258

*Students in the CAPN program are currently taking Intensive English classes. For the purpose of this report, they are counted as Intensive English students until they complete the requirements to move into their undergraduate program or into

Student Level	Total
Undergraduate (includes CAP)	1049
Graduate (includes CAP)	762
Post Baccalaureate Degree Seeking	11
Non-Degree / Credential	105
Professional	17
INTO OSU Intensive English/Pathways*	1036
Grand Total	2980

*Includes students in General English sessions 1 and/or 2, Academic English, SAWE, Conditional Pathway, Pathway, and CAPN programs. CAP students take Intensive English courses at INTO OSU, but are currently counted at their undergraduate or graduate level.

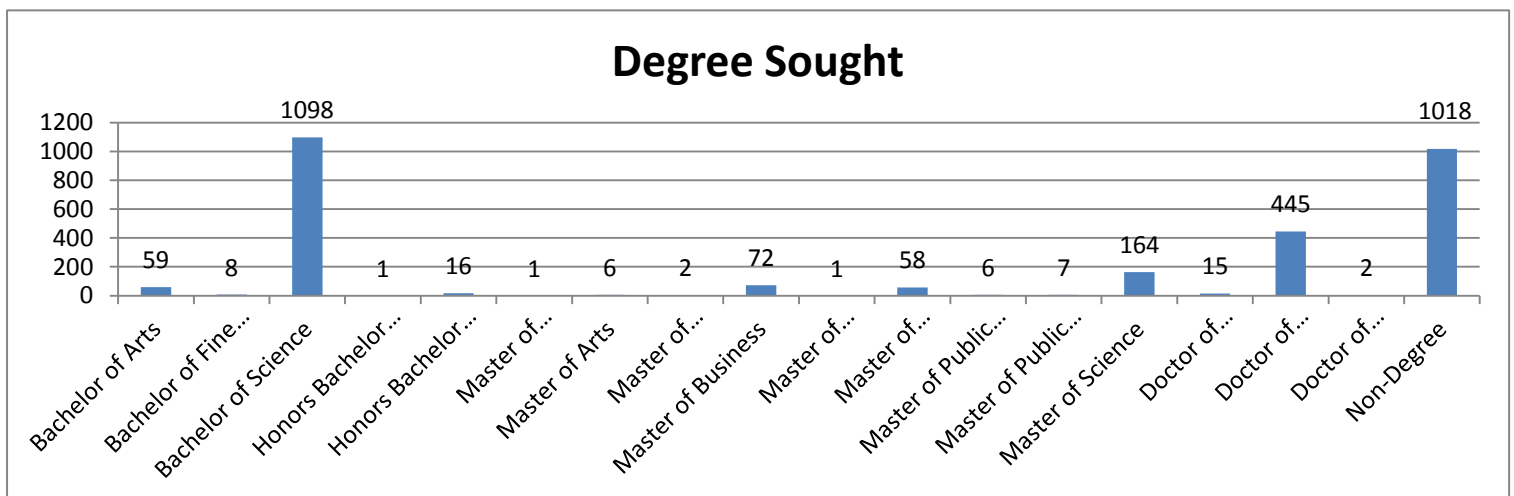


Student Type	Total
INTO Intensive English*	751
INTO OSU Undergrad Pathways	199
INTO OSU Graduate Pathways	206
INTO Study Abroad with English	13
Freshman (< 36 transfer credits)**	167
Freshman - Early Admit**	256
Academic Transfer (> 36 transfer credits)	498
Post Baccalaureate	11
Readmit	7
Masters	318
Doctoral	438
Doctor of Pharmacy	15
Veterinary Medicine	2
Non-Degree Undergrad	81
Non-Degree Graduate	18
Grand Total	2980

*Includes students in the Academic English, General English sessions 1 and/or 2, Conditional Pathway and CAPN programs.

**Includes students who have progressed from INTO OSU

Degree Sought	Total
Bachelor of Arts	59
Bachelor of Fine Arts	8
Bachelor of Science	1098
Honors Bachelor of Arts	1
Honors Bachelor of Science	16
Master of Agriculture	1
Master of Arts	6
Master of Arts Teaching	0
Master of Arts/Interdisciplinary Studies	2
Master of Business Administration	72
Master of Education	1
Master of Engineering	58
Master of Forestry	0
Master of Public Health	6
Master of Public Policy	7
Master of Science	164
Doctor of Pharmacy	15
Doctor of Philosophy	445
Doctor of Veterinary Medicine	2
Non-Degree	1018
Certificate- Accounting	1
Grand Total	2980



Divisions/Colleges

Earth Systems

	Total
College of Agricultural Science	92
College of Forestry	26
College of Earth, Oceanic & Atmospheric Sci.	34
Total	152

Arts and Sciences

	Total
College of Education	2
College of Liberal Arts	92
College of Science	243
Total	337

Health Sciences

	Total
College of Pharmacy	32
College of Public Health & Human Sci.	66
College of Veterinary Medicine	5
Total	103

Business and Engineering

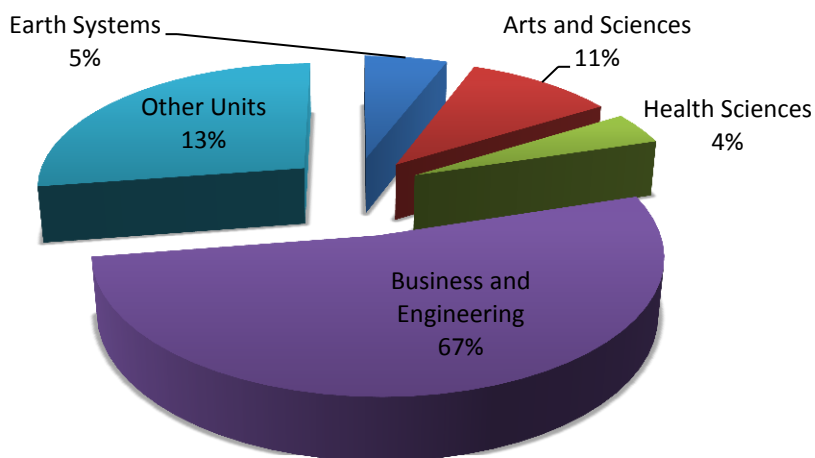
	Total
College of Business	194
Pre-Business Program	594
College of Engineering	660
Pre-Engineering Program	548
Total	1996

Other Units

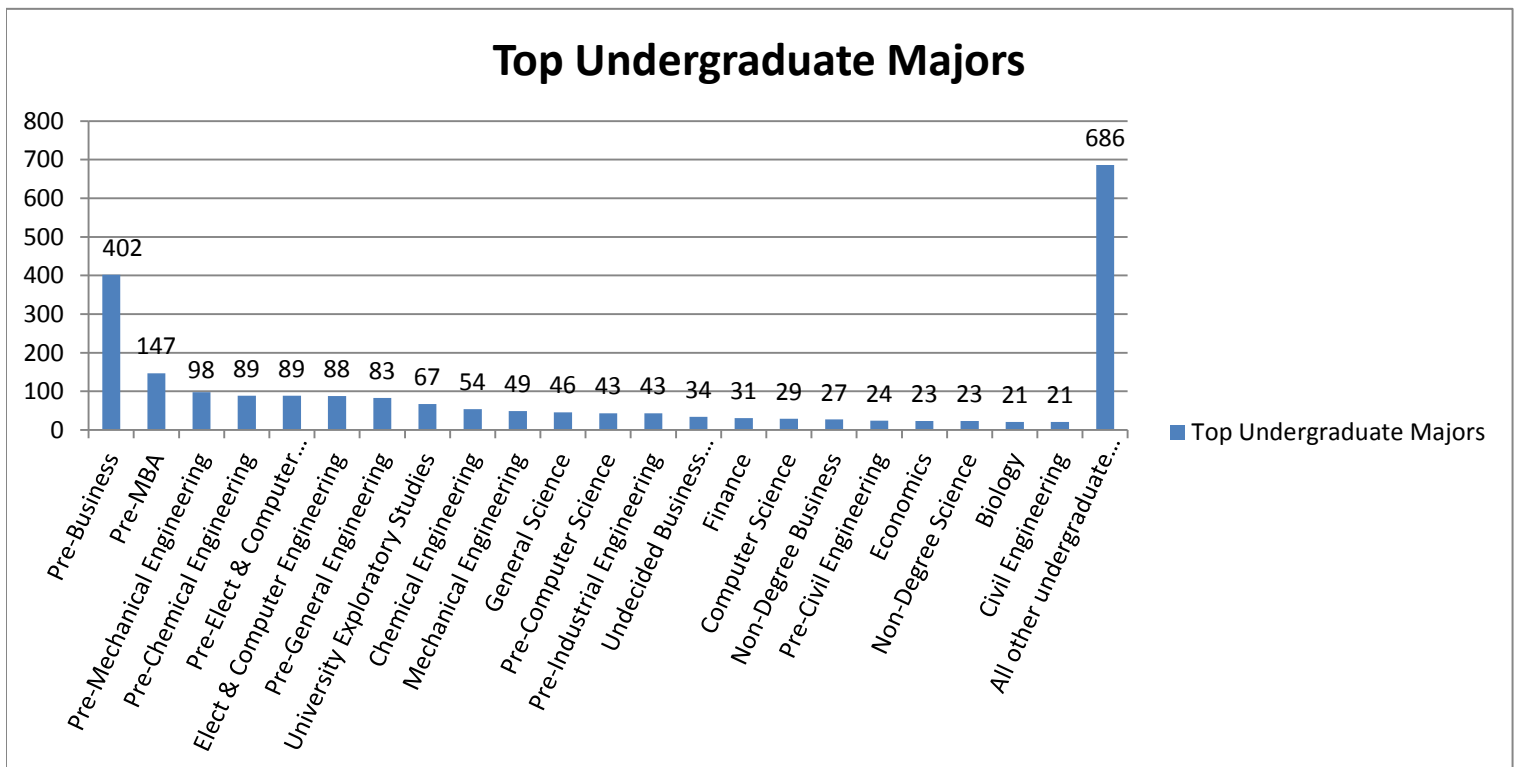
	Total
Graduate School	62
University Exploratory Study	67
Intensive English Program	263
Total	392

Grand Total **2980**

Divisions/Colleges



Top Undergraduate Majors	Total	Top Graduate Majors	Total
Pre-Business	402	Electrical and Computer Engr	117
Pre-MBA	147	Computer Science	74
Pre-Mechanical Engineering	98	Business Administration	73
Pre-Chemical Engineering	89	Civil Engineering	59
Pre-Elect & Computer Engineer	89	Chemistry	54
Elect & Computer Engineering	88	Industrial Engineering	37
Pre-General Engineering	83	Chemical Engineering	28
University Exploratory Studies	67	Food Science and Technology	22
Chemical Engineering	54	Applied Economics	19
Mechanical Engineering	49	Pharmacy	17
General Science	46	Materials Science	15
Pre-Computer Science	43	Mechanical Engineering	15
Pre-Industrial Engineering	43	Mathematics	14
Undecided Business Administrat	34	Public Health	14
Finance	31	Statistics	12
Computer Science	29	Oceanography	11
Non-Degree Business	27	Horticulture	10
Pre-Civil Engineering	24	All other graduate majors	172
Economics	23	Grand Total	763
Non-Degree Science	23		
Biology	21		
Civil Engineering	21		
All other undergraduate majors	686		
Grand Total	2217		



Top 25 Countries of Citizenship	Total		Visa Type	Total
Peoples Republic Of China	1208		F1	2724
Saudi Arabia	473		J1	156
South Korea	155		N/A	30
India	102		Other*	70
Japan	80		Grand Total	2980
Taiwan - Republic of China	72			
Iran	66			
Thailand	65			
Kuwait	59			
Indonesia	55			
United Arab Emirates	49			
Sultanate Of Oman	48			
Canada	42			
Vietnam	40			
Qatar	32			
Hong Kong	28			
Brazil	25			
Germany	22			
United Kingdom	21			
Colombia	17			
Australia	16			
Libya	15			
Malaysia	15			
Mexico	14			
Russia	14			
All other countries	247			
Grand Total	2980			

*Other includes all other visa types and Pending Permanent Residents .

Top Student Sponsors

Sponsors are government agencies, public organizations, or private organizations which provide partial or full financial support to the student.

Saudi Arabian Cultural Mission	393
Kuwait Cultural Office	58
Oman, Cultural Division	49
UAE Cultural Division	45
Saudi Arabia ARAMCO	37
Thailand, Embassy of	21
Gov of Brazil without borders	15
Libyan Arab Jamahiriya-CBIE	11
Institute of Int'l Education	10
SABIC SA basic indust corp	10
Qatar Civil Aviation Authority	8
Iraq Higher Comm Edu Devlpmt	6
Qatar Petroleum Agents-AME	6
US-Archdiocese of Portland, OR	4
Qatar Olympic Committee	3
All other sponsors	15
Grand Total	691

